

Diet of dominant frugivorous bat species in an oil palm landscape from Colombian Llanos: implications for forest conservation and recovery

MARÍA ALEJANDRA CELY-GÓMEZ^{1*} AND DENNIS CASTILLO-FIGUEROA¹

¹ Pontificia Universidad Javeriana, Facultad de Estudios Ambientales y Rurales, Departamento de Ecología y Territorio, Carrera de Ecología. Carrera 7 43 82, Bogotá. 11001000. Colombia. Email: alejandracelygomez@gmail.com (MACG), dennis.castillof@gmail.com (DCF).

*Corresponding autor

Oil palm plantations have become a major agricultural landscape in the Neotropics, especially in Colombia, the largest oil palm producer in the region. The Orinoco, or Llanos, region of eastern Colombia is predicted to increase expansion for palm oil acreage over the coming decades, with implications for biodiversity loss. Describing dietary diversity of frugivorous bats is a functional approach to understanding the effect of oil palm dominated landscapes on bat-fruit interactions. Our objective was to characterize the diet of the dominant (most abundant) bat species present in an oil palm landscape from the Colombian Llanos. We compared diet breadth of bat species on the basis of Levin's index and we assessed differences in the frequency of seed consumption through Chi-square tests (χ^2). We calculated diet overlap with a Morisita-Horn index. We characterized diet breadth and overlap for four taxa (three species and one species complex) of bats from 149 fecal samples and 344 individual bats, from which we identified 13 seed species. Dietary composition differed significantly among bat species, as did diet breadth. Diet breadth was highest in *Carollia* spp. and lowest in *Sturnira lilium*. The greatest degree of diet overlap occurred between *Artibeus lituratus* and *A. planirostris* and the lowest overlap between *S. lilium* and all the other species. Considering the functional identity of the plants dispersed by bats in our sample, where most of them are pioneer species that colonize disturbed areas, it is fundamental to preserve habitats such as forest fragments that maintain bat assemblages with diverse diets in agriculturally disturbed landscapes. This may have important implications in future restoration process at these sites.

Las plantaciones de palma aceitera se han convertido en uno de los principales paisajes agrícolas en el Neotrópico, especialmente en Colombia, el mayor productor de palma de aceite en esta región. La Orinoquía, o Llanos, región oriental de Colombia, es una de las principales áreas de expansión de este cultivo para las próximas décadas, con posibles implicaciones para la pérdida de biodiversidad. La descripción de la dieta de los murciélagos frugívoros aporta un enfoque funcional para comprender el efecto de los paisajes dominados por la palma aceitera en las interacciones murciélago-fruto. Nuestro objetivo fue caracterizar la dieta de las especies dominantes presentes en un paisaje de producción de palma de aceite en los Llanos Colombianos. Comparamos la amplitud de la dieta de las especies de murciélagos usando el índice de Levins y también evaluamos las diferencias en la frecuencia de consumo de semillas a través de la prueba Chi-cuadrado (χ^2). Para evaluar la superposición de la dieta entre las especies, calculamos el índice Morisita-Horn. Caracterizamos la amplitud y sobreposición de la dieta de cuatro taxa (tres especies y un complejo de especies) de murciélagos con 149 muestras fecales de 344 individuos, en las cuáles identificamos 13 especies de semillas. La composición y amplitud de la dieta varió significativamente entre especies de murciélagos. La amplitud de la dieta fue mayor para *Carollia* spp. y menor para *Sturnira lilium*. El mayor grado de solapamiento de dieta se presenta entre *Artibeus lituratus* y *A. planirostris* y el menor entre *S. lilium* y todas las demás especies. Considerando la identidad funcional de las plantas dispersadas por los murciélagos en nuestra muestra, donde la mayoría son especies pioneras que colonizan hábitats perturbados, es fundamental preservar fragmentos de bosques que mantienen conjuntos de murciélagos con diversas dietas en los paisajes agrícolas. Esto puede tener implicaciones importantes en el proceso de restauración futura en estos sitios.

Key words: Agricultural landscape; Chiroptera; Colombia; ecosystem services; oil palm; Orinoquia.

© 2019 Asociación Mexicana de Mastozoología, www.mastozoologiamexicana.org

Introduction

One of the main attributes of an ecological niche is the feeding resource associated with the species (Patterson *et al.* 2003). For bats, this component is one of the principal mechanisms associated with resource partitioning within assemblages (Giannini and Kalko 2004; Sánchez and Giannini 2018). Importantly, bats are known dispersers of seeds, and owing partly to their degree of diet specialization, maintaining intact bat assemblages has important implications for forest restoration and recovery following disturbance (Reid *et al.* 2015). For instance, within Neotropical frugivorous bats, species of the genera *Artibeus*, *Carollia* and *Sturnira* seem to specialize on different fruit species (Fleming 1986; Giannini and Kalko 2004; Saldaña-

Vázquez 2014; Saldaña-Vázquez *et al.* 2015). Thus, 67 % of the *Artibeus* diet is composed of *Ficus* and *Cecropia* fruit, 60 % of the *Carollia* diet is made up of *Piper* fruit, and more than 50 % of the *Sturnira* diet is composed of *Solanum* fruit (Saldaña-Vázquez *et al.* 2013). Nevertheless, this pattern has been described mainly in tropical moist forests (Fleming 1986; Giannini and Kalko 2004; Lobova *et al.* 2009), and current studies conducted in other Neotropical ecosystems have shown different dietary characteristics (Ríos-Blanco and Pérez-Torres 2015).

The Orinoco region of Colombia, also known as the Eastern Llanos, holds 114 bat species, which represent 55 % of the species in the country (Pardo and Rangel 2014). Oil palm has become a main agricultural activity in this region,

with palm plantations covering 206,559 ha (40.3 % of palm production of the country; [Fedepalma 2017](#)). Moreover, since current government projections suggest an expansion of oil palm cultivation in Colombia to approximately 1,000,000 ha in 2020 ([Ministerio de Agricultura y Desarrollo Rural 2006](#)), oil palm coverage probably will increase in the future. However, studies related to the impact of oil palm agriculture on biodiversity are scarce for the country ([Pardo et al. 2015](#)).

Considering the future restoration planning required by the government after oil palm production ([Ministerio de Ambiente y Desarrollo Sostenible 2015](#)), dietary analysis is an important step toward understanding the future seed rain in these environments, which will influence the local vegetation of early successional ecosystems ([Mikich 2002](#); [López and Vaughan 2007](#)). Our objective was to characterize the diets of the dominant frugivorous bat species, *Artibeus lituratus*, *A. planirostris*, *Carollia* spp., and *Sturnira lilium*, in an oil palm landscape from the Colombian Llanos.

Materials and methods

Study area. The study was carried out in Hacienda La Cabaña plantation, an oil palm agricultural area of 2,200 ha from Cumaral municipality, in Meta Department, situated in the Llanos Orientales Region of Colombia (centroid of study area: 4° 18' 18.4" N, -73° 21' 26.5" W), between 310 and 368 meters elevation. Included in this landscape mosaic are remnants of primary and secondary forest, cattle pastures, and gallery forest along waterways.

Bat sampling. During January and February 2016 (at the end of the dry season), three palm crops of different height categories (5, 15, and 20 m) and one secondary forest in the palm matrix were selected for bat sampling. Due to the heterogeneity between the heights of palms and forest, a stratified sampling was carried out where the strata corresponded to the coverages: palm (5, 15 and 20 meters of height) and the forest. In each coverage seven mist nets (6 x 3 meters and 9 x 3 meters) were placed separated by at least 5 meters from each other using as a reference the furrows and palms arrangements in the crop, for three consecutive nights. We opened mist nets between 18:00 and 6:00 hr to capture bats. We individually marked each bat punch-marking numbers into their wing membranes with tattoo pliers for small domestic animals, to avoid repeat fecal samples from individuals. The total sampling effort was of 1,620m² mist-net hrs.

We evaluated *Carollia perspicillata* and *C. brevicauda* together as *Carollia* spp., due to the difficulty of taxonomic identification of the species. This does not affect data analysis due to the known phylogeny in dietary specialization in frugivorous bats ([Giannini and Kalko 2004](#); [Saldaña-Vázquez 2014](#); [Sánchez and Giannini 2018](#)).

We obtained fecal samples two ways. First, after capture, frugivorous bats were placed in a cloth bag for approximately 30 minutes to collect fecal samples. Sec-

ond, we placed a plastic sheet below mist nets to collect the feces that fell to the ground at the time of capture. Plastic sheets were cleaned every 30 minutes, each time mist nets were checked. Fecal samples were stored in Eppendorf tubes with 70 % alcohol, labeled with the individual's capture code, and processed according to [Mello et al. \(2004\)](#). The seeds were identified from comparisons with the seed collection of the Museo Javeriano de Historia Natural from Pontificia Universidad Javeriana (Bogotá, Colombia; MPUJ-MAMM-S), and seed taxonomic keys (e. g., [Lobova et al. 2009](#); [Linares and Moreno-Mosquera 2010](#)).

Data analysis. The representativeness of seed species richness was calculated using Chao 2, which is a non-parametric estimator that provides the least biased estimates for small numbers of samples ([Colwell and Coddington 1994](#)), as in this study. Chao 2 also avoids problems related to detection probabilities and abundance estimation using incidence data ([Pardo et al. 2018](#)). For this, accumulation curves of observed species were constructed, and the count of new species was modeled with respect to the unit of sampling, the value of the estimated richness is the asymptote of the curve. The unit of sampling consisted of the fecal samples. To eliminate the effect of the order in which each fecal sample was added, we randomized sample order ($n = 100$) using EstimateS 9.1 ([Colwell 2013](#)). The representativeness percentage of seed species richness was calculated based on the richness estimated of Chao 2 estimator.

Regarding dietary analysis, we calculated the proportion of the consumption of seed species by the frugivorous bats based on the number of presences of each seed species in the total amount of fecal samples of each bat species. To determinate if the frequency of seeds consumed differed among the four bat taxa, we applied Chi-square tests (χ^2), using a level of significance of 0.05. Levin's index was used to describe the diet breadth of all the species ([Levins 1968](#)). We used [Hulbert's \(1978\)](#) correction, to scale the diet breadth from 0 to 1 (B_d), facilitating comparisons among species. In this scale, the value 0 represents that all individuals of a species consume the same food species (more specialist) and the value 1 indicates that all individuals consume the totality of food items that are available, more generalist ([Hulbert 1978](#)). Finally, we used the Morisita-Horn index to test diet overlap among frugivorous species ([Horn 1966](#)).

Results

Frugivorous bat assemblage. We captured 393 individuals from 18 species and three families. *Carollia* spp. was the most abundant taxon, followed by *A. planirostris*, *A. lituratus* and *S. lilium* (Table 1), from the four taxa 149 fecal samples were obtained. These frugivorous bat species constituted 87.5 % of the total individuals captured.

Diet of frugivorous bats. A total of 13 plant species along with two undetermined morphospecies were found in the

Table 1. Bat abundance, seed species richness and Levin's index for frugivorous bat taxa found in Hacienda La Cabaña, Meta, Colombia. Proportion of total captures is given for the four dominant taxa.

Species	Bat abundance	Seed species	Levin's index
<i>Artibeus lituratus</i>	14 (3.56 %)	4	1.80
<i>Artibeus planirostris</i>	86 (21.88 %)	9	2.63
<i>Carollia</i> spp.	233 (59.28 %)	14	5.59
<i>Sturnira lilium</i>	11 (2.79 %)	1	1
Remaining bat species	14 species (12.49 %)	4	

fecal samples (Figure 1; Table 2). According to the Chao 2, we obtained a completeness over the 85 % of the seed species in our study (Figure 2) indicating an adequate sample with 93 % of representativeness of the majority of seed species (Sobs = 16; Chao2 mean = 17.19; Chao 2 SD = ± 1.83). The most important plant species in bat diets were *Cecropia peltata*, *Vismia macrophylla* and *Solanum* aff. *jamaicense* (Table 2). The composition and amount of seed consumption was quite different among bat species ($\chi^2 = 89.96$, d. f. = 48, $P < 0.05$; Figure 3). *Carollia* spp. had the broadest diet ($B_a = 0.353$), followed by *A. planirostris* ($B_a = 0.125$), *A. lituratus* ($B_a = 0.06$) and *S. lilium* ($B_a = 0.007$). The highest diet overlap was between *A. planirostris* and *A. lituratus*, followed by the *Artibeus* and *Carollia* species (Table 3).

Discussion




Figure 1. Photographs of seeds consumed by frugivorous bat species in Hacienda La Cabaña (Meta, Colombia). Scale bars = 1 mm.

Table 2. Percentage of plant species occurrence for four frugivorous bat species in Hacienda La Cabaña, Meta, Colombia.

Family	Plant species	Bat species			
		<i>A. lituratus</i>	<i>A. planirostris</i>	<i>Carollia</i> spp.	<i>S. lilium</i>
Urticaceae	<i>Cecropia peltata</i>	72.73	60.53	18.10	0
	<i>Cecropia</i> sp.	0	2.63	0.86	0
Moraceae	<i>Ficus insipida</i>	9.09	13.16	1.72	0
	<i>Ficus</i> sp.	0	10.53	2.59	0
Piperaceae	<i>Piper umillanum</i>	9.09	2.63	11.21	0
	<i>Piper</i> sp. 1	0	2.63	6.90	0
	<i>Piper peltatum</i>	0	2.63	4.31	0
	<i>Piper</i> sp. 2	0	0	0.86	0
Clusiaceae	<i>Vismia macrophylla</i>	0	2.63	27.59	0
Solanaceae	<i>Solanum</i> aff. <i>jamaicense</i>	9.09	2.63	21.55	0
	<i>S. schlechtendalium</i>	0	0	0.86	0
	<i>Solanum</i> sp.	0	0	0	100
Fabaceae	Fabaceae sp. 1	0	0	1.73	0
	Morphospecies 1	0	0	0.86	0
	Morphospecies 2	0	0	0.86	0

Diet variation among frugivorous bats. Differences in diet observed in this study, combined with low diet overlap (Table 2, Table 3, Figure 3), suggest niche segregation as a strategy to avoid competition among bat genera in our study area (López and Vaughan 2007; Saldaña-Vázquez 2014; Sánchez and Giannini 2018). We found that the main component of *S. lilium* diet was *Solanum*, a finding supported by prior studies (Fleming et al. 1986; Giannini and Kalko 2004; Saldaña-Vázquez 2014). In contrast, we observed a high incidence of *Cecropia* in the diet of *A. planirostris* and *A. lituratus*, bats previously reported to feed heavily on *Ficus* (Mikich 2002; Ríos-Blanco and Pérez-Torres 2015). This is not unexpected, as phyllostomid bats shift diet between plant genera depending on their availability (Fleming et al. 1986; Giannini and Kalko 2004; Gonçalves da Silva et al. 2008; Saldaña-Vázquez 2014). Similarly, *Carollia* had a low consumption of *Piper* and *Ficus* in this study and a high incidence of *Vismia*, contrary to previous studies that consider this bat genus as a specialist of *Piper* and *Ficus* fruits, which may represent 65 % of its diet (Mikich 2002; López and Vaughan 2007; Gonçalves da Silva et al. 2008; Suárez-Castro and Montenegro 2015). In contrast to previous research (Andrade et al. 2013; Ríos-Blanco and Pérez-Torres 2015), we found a greater diet breadth for *Carollia* than *Artibeus* or *Sturnira*. These findings suggest a high trophic plasticity in the diet of *Carollia* according to the availability of food resources where this bat genus occurs (Mello et al. 2004). Even though a strong relationship between phylogeny and dietary specialization in frugivorous bats has been established (Giannini and Kalko 2004; Saldaña-Vázquez 2014; Sánchez and Giannini 2018), our results regarding a high diet breadth in *Carollia* may be related to the inclusion of more than one species of this genus in the diet analysis. Also, possibly indicating a specialization of each *Carollia* species on different food items when coexisting (York and Billings 2009).

Potential importance of bats to seed dispersal in oil palm

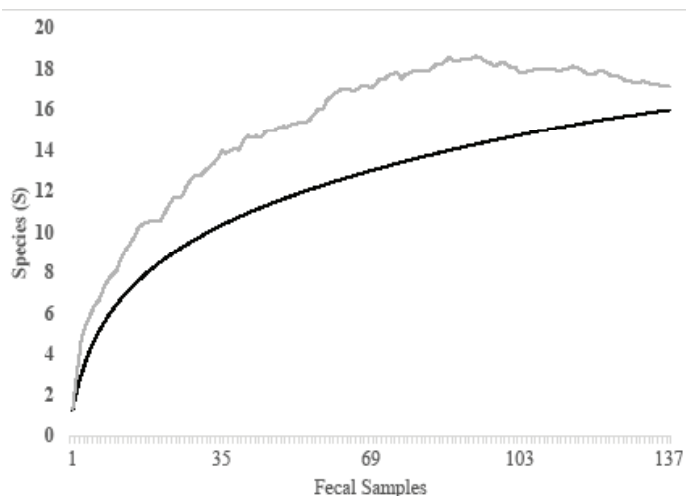


Figure 2. Accumulation curve of seed species consumed by frugivorous bat species at oil palm dominated landscape in Hacienda La Cabaña (Meta, Colombia). Grey solid line indicates Chao 2 model; black solid line represents the number of observed seed species ($S = 16$).

landscapes. Because the plants dispersed after the production of oil palm areas will depend on the seed rain within this habitat, the dominant species of frugivorous bat ensemble will determine the role of the seed dispersal in this area (Smith and Knapp 2003; Ríos-Blanco and Pérez-Torres 2015). In this respect, the functional identity of the plants dispersed by the most abundant frugivores have important implications in the future restoration process, particularly so because most of them are pioneer plants.

Considering the restoration process that the government demands after the land oil palm production (Ministerio de Ambiente y Desarrollo Sostenible 2015), seed dispersal mediated by biotic agents is critical for facilitating the seed rain. Some studies highlight the relevance of seed dispersal provided by animals in terms of economic benefits compared to a man-made replacement of this service (Hougnier et al. 2006). In this way, given the key role of bats in reforestation or restoration process, it is fundamental to preserve habitats that maintain bat popula-

Table 3. Diet overlap between four frugivorous bats species in oil palm dominated landscape in Hacienda La Cabaña, Meta, Colombia.

	<i>A. lituratus</i>	<i>A. planirostris</i>	<i>Carollia spp.</i>	<i>S. lilium</i>
<i>A. lituratus</i>	1			
<i>A. planirostris</i>	0.95	1		
<i>Carollia spp.</i>	0.43	0.45	1	
<i>S. lilium</i>	0	0	0	1

tions such as forest fragments in agricultural landscapes (Burgar et al. 2015). Besides feeding resources, forest fragments provide shelter, feeding sites, roosts, and breeding opportunities for bat species (López and Vaughan 2007; Treitler et al. 2016). Therefore, conserving forest fragments and other similarly important landscape elements (e. g., shrubs, savannas, lagoons, grasslands), may enhance the restoration of agricultural areas, such as oil palm plantations. Although oil palm expansion is a cornerstone in the national agricultural development (Ministerio de Agricultura y Desarrollo Rural 2006), this productive system can be well-adapted to minimize ecological impacts on species (Ocampo-Peñuela et al. 2018). It is crucial to make a balance between the economic and environmental goals in order to produce oil palm with better management practices (Pardo and Campbell 2019).

Acknowledgments

We thank the Colombian federation of oil palm cultivators – Fedepalma for the interest and funding of this work. To Finca Hacienda La Cabaña for their accompaniment and willingness to logistically facilitate the completion of this work. To the members of the Functional Ecology Laboratory at Pontificia Universidad Javeriana for field trip and data processing collaboration. To J. Pérez-Torres for his comments during the early development of the project, J. H. Castaño for the early revision of the manuscript, E. Stukenholtz and D. Anderson for the revision of the English version of the manuscript. Finally, two anonymous reviewers substantially improved the manuscript.

Literature cited

- ANDRADE, T. Y., W. THIES, P. K. ROGERI, E. K. KALKO, AND M. A. MELLO. 2013. Hierarchical fruit selection by Neotropical leaf-nosed bats (Chiroptera: Phyllostomidae). *Journal of Mammalogy* 94:1094–1101.
- BURGAR, J. M., M. D. CRAIG, AND V. L. STOKES. 2015. The importance of mature forest as bat roosting habitat within a production landscape. *Forest Ecology and Management* 365:112–123.
- COLWELL, R. K., AND J. CODDINGTON. 1994. Estimating terrestrial biodiversity through extrapolation. *Philosophical transactions of the Royal Society of London. Series B. Biological Sciences Royal Society* 345:101–118.
- COLWELL, R. K. 2013. EstimateS: Statistical Estimation of Species Richness and Shared Species from Samples (Software), Version 9.1. Available: <http://viceroy.colorado.edu/estimates/>.
- FEDEPALMA. 2017. Anuario estadístico: Principales cifras de la agroindustria palma de aceite en Colombia (2012–2016). Bogotá, Colombia.

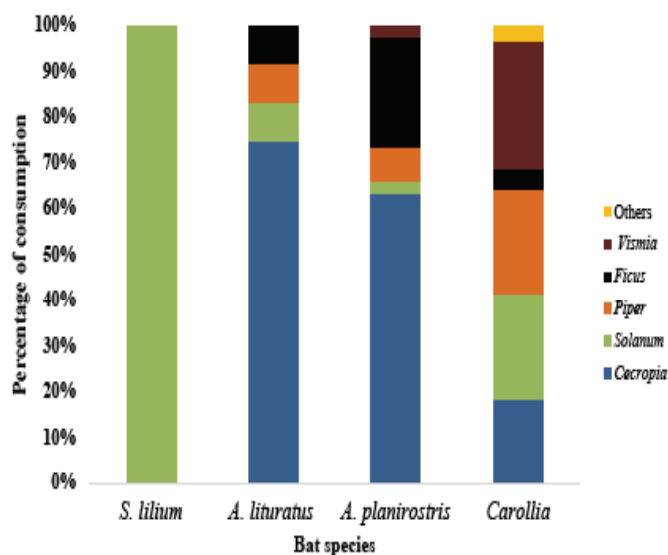


Figure 3. Proportion of consumption of each genus of plant by the different frugivorous bat species in Hacienda La Cabaña (Meta, Colombia).

- FLEMING, T. H. 1986. Opportunism versus specialization: the evolution of feeding strategies in frugivorous bats. Pp. 105-118 in *Frugivores and Seed Dispersal* (Fleming, T. H., and A. Estrada eds.). Dr W Junk Publishers. Dordrecht, the Netherlands.
- GIANNINI, N. P., AND E. K. KALKO. 2004. Trophic structure in a large assemblage of Phyllostomid bats in Panama. *Oikos* 105:209-222.
- GONÇALVES DA SILVA, A., O. GAONA, AND R. MEDELLÍN. 2008. Diet and trophic structure in a community of fruit-eating bats in Lacandon forest. *Journal of Mammalogy* 89:43-49.
- HORN, H. S. 1966. Measurement of "Overlap" in comparative ecological studies. *American Naturalist* 100:419-424.
- HOUGNER, C., J. COLDING, AND T. SODERQVIST. 2006. Economic value of a seed dispersal service in the Stockholm National Urban Park. *Ecological Economics* 59:364-374.
- HULBERT, S. H. 1978. The measurement of niche overlap and some relatives. *Ecology* 59:67-77.
- LEVIN, R. 1968. *Evolution in changing environments*. Princeton University Press. New Jersey, U. S. A.
- LINARES, E., AND E. MORENO-MOSQUERA. 2010. Morphology of *Crecopia* (Crecopiaceae) fruitlets of the Colombian pacific and its taxonomic value in the bats diets study. *Caldasia* 32:275-287.
- LOBOVA, T. A., C. K. GEISELMAN, AND S. A. MORI. 2009. *Seed dispersal by bats in the Neotropics*. New York Botanical Garden and Michigan University Press. New York, U. S. A.
- LÓPEZ, J.E., AND C. VAUGHAN. 2007. Food niche overlap among neotropical frugivorous bats in Costa Rica. *Revista de Biología Tropical* 55:301-313.
- MELLO, M. A. R., G. M. SCHITTINI, P. SELIG, AND H. D. G. BERGALLO. 2004. Seasonal variation in the diet of the bat *Carollia perspicillata* (Chiroptera: Phyllostomidae) in an Atlantic forest area in southeastern Brazil. *Mammalia* 68:49-55.
- MIKICH, S. B. 2002. The diet of fruit-eating bats (Mammalia, Chiroptera, Phyllostomidae) in a small semideciduous seasonal forest remnant in south Brazil. *Revista Brasileira de Zoologia* 19:239-249.
- MINISTERIO DE AGRICULTURA Y DESARROLLO RURAL. 2006. *Apuesta exportadora agropecuaria 2006±2020*. Consulted 8 September 2018. Available: <http://www.mincit.gov.co>.
- MINISTERIO DE AMBIENTE Y DESARROLLO SOSTENIBLE. 2015. *Plan Nacional de Restauración*. Consulted 5 September 2018. Available: <http://www.minambiente.gov.co>.
- OCAMPO-PENUELA, N., J. GARCÍA-ULLOA, J. GHAZOUL, AND A. ETTER. 2018. Quantifying impacts of oil palm expansion on Colombia's threatened biodiversity. *Biological Conservation* 224:117-121.
- PARDO, L. E., W. F. LAURANCE, G. R. CLEMENTS, AND W. EDWARDS. 2015. The impacts of oil palm agriculture on Colombia's biodiversity: what we know and still need to know. *Tropical Conservation Science* 88:828-845.
- PARDO, L.E., M.J. CAMPBELL, W. EDWARDS, G.R. CLEMENTS, AND W.F. LAURANCE. 2018. Terrestrial mammal responses to oil palm dominated landscapes in Colombia. *PLoS ONE* 13: e0197539.
- PARDO, L. E., AND M. CAMPBELL. 2019. How oil palm can become more ecologically friendly. *Australasian Science* 40:35-37.
- PARDO, A., AND J. O. RANGEL-CH. 2014. Mamíferos de la Orinoquia. Pp. 751-784 in *Colombia Diversidad Biótica XIV* (Rangel-Ch, J. O. ed.). Universidad Nacional de Colombia. Bogotá, Colombia.
- PATTERSON, B. D., M. R. WILLIG, AND R. STEVENS. 2003. Trophic strategies, niche partitioning, and patterns of ecology organization. Pp. 536-579 in *Bat ecology* (Kunz, T.H. and M. B. Fenton, eds.). University of Chicago Press. Chicago, U. S. A.
- REID, J. L., C. D. MENDENHALL, R. A. ZAHAWI, AND K. D. HOLL. 2015. Scale dependent effects of forest restoration on Neotropical fruit bats. *Restoration Ecology* 23:681-689.
- RÍOS-BLANCO, C., AND J. PÉREZ-TORRES. 2015. Dieta de las especies dominantes del ensamblaje de murciélagos frugívoros en un bosque seco tropical (Colombia). *Mastozoología Neotropical* 22:103-111.
- SALDAÑA-VÁZQUEZ, R.A., V. J. SOSA, V.J., L.I. INÍGUEZ-DÁVALOS AND J. E. SCHONDUBE. 2013. The role of extrinsic and intrinsic factors in Neotropical fruit bat-plant interactions. *Journal of Mammalogy* 94:632-639.
- SALDAÑA-VÁZQUEZ, R. A. 2014. Intrinsic and extrinsic factors affecting dietary specialization in Neotropical frugivorous bats. *Mammal Review* 44:215-224.
- SALDAÑA-VÁZQUEZ, R. A., E. RUIZ-SANCHEZ, L. HERRERA-ALSINA, AND J. SCHONDUBE. 2015. Digestive capacity predicts diet diversity in Neotropical frugivorous bats. *Journal of Animal Ecology* 84:1-9.
- SÁNCHEZ, M. S., AND N. P. GIANNINI. 2018. Trophic structure of frugivorous bats in the Neotropics: emergent patterns in evolutionary history. *Mammal Review* 48:90-107.
- SMITH, M. D., AND A. K. KNAPP. 2003. Dominant species maintain ecosystem function with non-random species loss. *Ecology Letters* 6:509-517.
- SUÁREZ-CASTRO, A., AND O. MONTENEGRO. 2015. Consumo de plantas pioneras por murciélagos frugívoros en una localidad de la Orinoquia Colombiana. *Mastozoología Neotropical* 22:125-139.
- TREITLER, J. T., O. HEIM, M. TSCHAPKA, AND K. JUNG. 2016. The effect of local land use and loss of forests on bats and nocturnal insects. *Ecology and Evolution* 6:4289-4297.
- YORK H.A., S.A. BILLINGS. 2009. Stable-Isotope Analysis of Diets of Short-Tailed Fruit Bats (Chiroptera: Phyllostomidae: *Carollia*). *Journal of Mammalogy*, 90:1469-1477.

Associated editor: Robert Owen

Submitted: September 26, 2018; Reviewed: January 11, 2019;

Accepted: April 22, 2019; Published on line: May 6, 2019.