

# Evidence of health impairment of *Megapitaria squalida* (Bivalvia: Veneridae) near the “hot spot” of a mining port, Gulf of California

## Evidencia de la salud deteriorada de *Megapitaria squalida* (Bivalvia: Veneridae) cerca del “hot spot” de un puerto minero, Golfo de California

Josué Alonso Yee-Duarte<sup>1</sup>, Bertha Patricia Ceballos-Vázquez<sup>1</sup>, Evgueni Shumilin<sup>1</sup>, Karen Kidd<sup>2</sup> and Marcial Arellano-Martínez<sup>1</sup>

<sup>1</sup> Instituto Politécnico Nacional, Centro Interdisciplinario de Ciencias Marinas. Avenida Instituto Politécnico Nacional s/n, Col. Playa Palo de Santa Rita, La Paz, Baja California Sur. 23096. México

<sup>2</sup> Canadian Rivers Institute & Department of Biology, University of New Brunswick. 100 Tucker Park Road, Saint John, NB. E2L 4L5. Canada  
e-mail: marellam@ipn.mx

Present address: Department of Biology & School of Geography and Earth Sciences, McMaster University, 1280 Main Street West, Hamilton, Ontario, Canada, L8S 4K1.

**Recibido:** 28 de enero de 2017

**Aceptado:** 18 de agosto de 2017

Yee-Duarte J. A., B. P. Ceballos-Vázquez, E. Shumilin, K. Kidd and M. Arellano-Martínez. 2017. Evidence of health impairment of *Megapitaria squalida* (Bivalvia: Veneridae) near the “hot spot” of a mining port, Gulf of California. *Hidrobiológica* 27 (3): 391-398.

### ABSTRACT

**Background.** It is known that organisms inhabiting polluted marine habitats may experience adverse physiological effects. The port of Santa Rosalía, Gulf of California, is characterized by high concentrations of heavy metals in sediments, particularly Cu, Zn, Co, Mn, Pb, and U, which are potentially toxic to the marine biota. In addition, this port receives urban wastewater that contributes mostly organic pollutants to the coastal zone. **Goals.** The main objective of this work was to determine whether clams in the mining region showed adverse effects because of the contamination. **Methods.** Through the analysis of biometric parameters, condition index, and weight-length relationship, the overall health of the chocolate clam *Megapitaria squalida* was evaluated in the coastal zone of the Santa Rosalía port and compared with data for clams from four mining-free areas. **Results.** Our findings revealed that clams from Santa Rosalía showed poor health, evidenced by their smaller size, inferior condition, and negative allometric growth compared to clams from all other sites, including San Lucas, a site located a few kilometers away from the pollution hot-spot and where the conditions of temperature and food availability are similar to those in the port area. **Conclusions.** All of the above suggests negative physiological effects in this species possibly caused by contamination from metals and/or organic pollutants from urban discharges. Particularly, it is likely that *M. squalida* at the mining site allocates more energy towards depurating or storing metals, in turn leading to poorer condition and deficient growth.

**Key words:** Bivalves, condition index, heavy metals pollution, physiological condition, weight-length relationship.

### RESUMEN

**Antecedentes.** Se sabe que los organismos que habitan zonas marinas contaminadas pueden experimentar efectos fisiológicos adversos. El puerto de Santa Rosalía, Golfo de California, se caracteriza por presentar altas concentraciones de metales pesados en los sedimentos, particularmente Cu, Zn, Co, Mn, Pb y U, los cuales son potencialmente tóxicos para la biota marina. También, este puerto recibe aguas residuales urbanas que contribuyen a la contaminación orgánica de la zona costera. **Objetivos.** El principal objetivo de este trabajo fue determinar si las almejas de la región minera presentan efectos adversos como resultado de la contaminación. **Métodos.** A través del análisis de parámetros biométricos, el índice de condición y la relación peso-longitud, se evaluó la salud general de la almeja chocolata *Megapitaria squalida* en la zona costera del puerto de Santa Rosalía y se comparó con datos de almejas de cuatro áreas libres de minería. **Resultados.** Los resultados revelaron que las almejas de Santa Rosalía tienen salud deteriorada, evidenciada por su menor tamaño, baja condición y un crecimiento alométrico negativo en comparación con las almejas de todos los otros sitios, incluyendo San Lucas, un sitio localizado a pocos kilómetros del punto de contaminación y donde las condiciones de temperatura y disponibilidad de alimentos son similares a las del área portuaria. **Conclusiones.** Todo lo anterior sugiere efectos fisiológicos negativos de esta especie, posiblemente causados por la contaminación por metales y/o por contaminantes orgánicos provenientes de las descargas urbanas. Particularmente, es probable que *M. squalida* en el sitio minero destine más energía para depurar o almacenar metales, lo que a su vez conduce a una condición más pobre y un crecimiento deficiente.

**Palabras clave:** Bivalvos, condición fisiológica, índice de condición, contaminación por metales pesados, relación peso-longitud.

## INTRODUCTION

Research has established that organisms inhabiting marine habitats polluted by heavy metals, polycyclic aromatic hydrocarbons, polychlorinated biphenyls, etc., may experience adverse physiological effects (Ruiz *et al.*, 2014). Biological or somatic indices and the weight-length relationship are among the tools most commonly used to assess the overall health (nutritional status and energy reserves) and physiological status (growth, reproduction, etc.) of organisms, since they provide information on the overall effects on biota of stress, environmental factors, and pollution (Lucas & Beninger, 1985; Filgueira *et al.*, 2013). Some advantages of these indicators include low cost and prompt results. These measurements are representative and sensitive to environmental changes, hence they are very useful in obtaining a preliminary diagnosis of the physiological status of organisms living in polluted areas (Mercado-Silva, 2005).

The port of Santa Rosalía is located within the Gulf of California in the central eastern coast of the Baja California peninsula Mexico. It is characterized by high concentrations of heavy metals in sediments and soils associated with copper mining and smelting that has occurred there for nearly a century (Wilson & Rocha, 1955; Huerta-Díaz *et al.*, 2014). As a result, coastal marine sediments near this port have abnormally high levels of some heavy metals, particularly Cu (3,390 mg kg<sup>-1</sup>), Zn (1,916 mg kg<sup>-1</sup>), Co (166 mg kg<sup>-1</sup>), Mn (6,770 mg kg<sup>-1</sup>), Pb (226 mg kg<sup>-1</sup>), and U (11.8 mg kg<sup>-1</sup>), and are potentially toxic to the marine biota (Shumilin *et al.*, 2013). In addition, this port is located in a delta of streams so freshwater discharges are common during the rainy season and include urban wastewater that adds mostly organic pollutants to the coastal zone (Huerta-Díaz *et al.*, 2014).

The chocolate clam, *Megapitaria squalida* (Sowerby, 1835), is one of the most abundant bivalve species in Baja California Sur, and in the past few years it has become an alternative resource when other species of higher market value are not available due to fishing restrictions (closed season). More recently, however, this clam is being harvested throughout the year due to its local and regional importance, thus becoming a fishery resource of great importance (Arellano-Martínez *et al.*, 2006). *M. squalida* can be considered a good indicator of environmental health, given its ability to concentrate heavy metals, its widespread abundance in the region, and its sedentary nature. It should, therefore, provide a comprehensive picture of the health of its ecosystem (Méndez *et al.*, 2006; Frías-Espericueta *et al.*, 2008; Cantú-Medellín *et al.*, 2009).

The present study evaluates the health status of *M. squalida* inhabiting the coastal zone of the Santa Rosalía mining port, Gulf of California, Mexico, through the analysis of size, condition index, and weight-length relationships. Additionally, these results were compared with data of clams from four coastal areas of the Baja California peninsula deemed pristine. The main objective was to determine whether clams in the mining region show adverse effects because of the contamination.

## MATERIALS AND METHODS

**Sampling.** Monthly sampling (30 individuals on average) was done from May 2012 to April 2013 in a marine area adjacent to the "hot spot" (area with high concentrations of heavy metals in sediments) of the port of Santa Rosalía, Gulf of California (27°20' N and 112°16' W) (Shumilin *et al.*, 2000; Shumilin *et al.*, 2013). Samples were also collected from San Lucas, a site located 13 km south of Santa Rosalía, as well as from Bahía

de La Paz, Laguna Guerrero Negro, and Bahía Magdalena (Fig. 1). Since no mining associated with heavy metals is conducted in the latter, they are considered pristine or low-impacted areas (Shumilin *et al.*, 2000; Cadena-Cárdenas *et al.*, 2009). For each specimen, shell length (maximum distance along the anterior-posterior axis) ( $\pm 0.1$  mm), total weight, wet weight (off-shell weight), and shell weight ( $\pm 0.1$  g) were recorded.

### Size frequency, condition index, and weight-length relationships.

To analyze the size distribution of *M. squalida* for each zone, frequency histograms for shell length were constructed. The physiological status was estimated by calculating the condition index as the relative (percentage) relationship between wet weight (no shell) and total weight (Mouneyrac *et al.*, 2008). As additional indicator of health status, growth was examined by considering the weight (total weight, wet weight or shell weight) of each specimen with respect to length (Tili *et al.*, 2011). To this end, the relationship between weight and shell length was calculated using the potential function  $y = ax^b$ , where:  $y$  is total weight, wet weight or shell weight,  $a$  and  $b$  are constants, and  $x$  is length. The value of  $b$  is the coefficient of allometry, used as an indicator of the type of growth exhibited by a given species (Gaspar *et al.*, 2001). For all relationships, we calculated the coefficient of determination ( $R^2$ ) to determine the degree of association between weight and length.

**Statistical Analysis.** To test for significant differences in size, weight, and condition index between specimens from different areas of study, an analysis of variance (ANOVA) was used, followed by Tukey's test when significant differences were found. Because the condition index values are percentages, these were normalized through an arcsine transformation (Zar, 1996). To determine whether the growth of *M. squalida* is isometric ( $b = 3$ ; increase in the same proportion in weight and height), negative allometric ( $b < 3$ , greater increase in size vs. weight), or positive allometric ( $b > 3$ , greater increase in weight vs. size), a Student's  $t$  test was performed ( $H_0$ ,  $b = 3$ ) (Ricker, 1975; Zar, 1996). In addition, the growth type of *M. squalida* was compared between sites through a residual sum of squares (Ratkowsky's ARSS) for the comparison of slopes in nonlinear functions (Chen *et al.*, 1992). This test assesses statistical differences between two or more curves by calculating an  $F$  value. Statistical testing was performed with the software STATISTICA for Windows (version 10, Statsoft), with a significance level of  $\alpha = 0.05$  for all tests.

## RESULTS

A total of 1,687 specimens were analyzed: 370 clams from Santa Rosalía, 326 from San Lucas, 305 from Bahía de La Paz, 333 from Laguna Guerrero Negro, and 353 from Bahía Magdalena.

**Biometrics.** Significant differences were found between study areas in all biometric parameters of *M. squalida* (ANOVA,  $p < 0.05$ ) (Table 1). The largest specimens in length were observed in Laguna Guerrero Negro and Bahía Magdalena ( $F_{(4, 1687)} = 385.6$ ,  $p < 0.05$ ), followed by San Lucas. The smallest clams were collected in Santa Rosalía and Bahía de La Paz. The heaviest clams were found in Bahía Magdalena ( $F_{(4, 1687)} = 235$ ,  $p < 0.05$ ), followed by San Lucas and Laguna Guerrero Negro. The lightest clams were collected in Santa Rosalía and Bahía de La Paz. The highest wet weight ( $F_{(4, 1687)} = 471.2$ ,  $p < 0.05$ ) was recorded in Bahía Magdalena, followed by Laguna Guerrero Negro and San Lucas. The lowest wet weight values were recorded in Bahía de La Paz and Santa Rosalía.

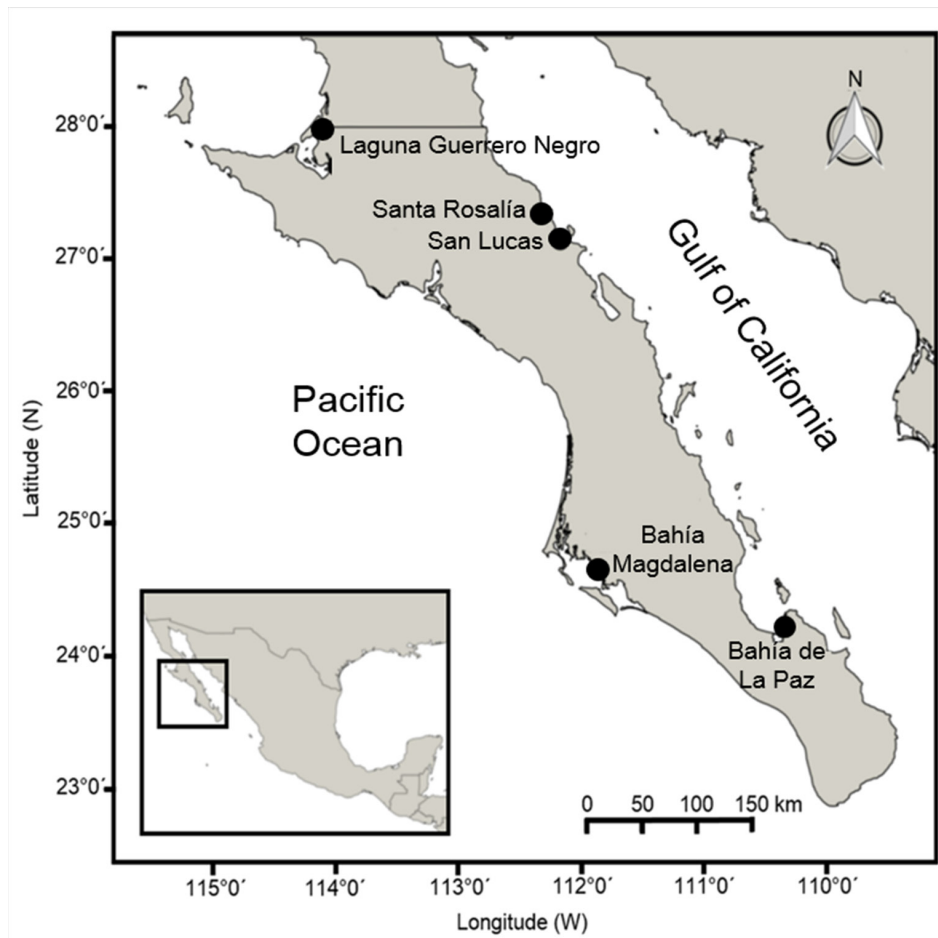


Figure 1. Geographical location of the study areas in localities of the northern portion of the Mexican Pacific.

Table 1. Biometric parameters of *Megapitaria squalida* by sampling site in localities of the northern portion of the Mexican Pacific. Mean  $\pm$  standard error (minimum – maximum). Means with a different letter indicate significant differences.

	Santa Rosalía	San Lucas	Bahía de La Paz	Laguna Guerrero Negro	Bahía Magdalena	ANOVA
Shell length (cm)	6.8 $\pm$ 0.04 <sup>a</sup> (2.3 – 8.6)	7.7 $\pm$ 0.05 <sup>b</sup> (5.5 – 12.5)	6.7 $\pm$ 0.05 <sup>a</sup> (2.0 – 11.1)	9.0 $\pm$ 0.04 <sup>c</sup> (6.4 – 11.5)	8.8 $\pm$ 0.06 <sup>c</sup> (3.0 – 12.7)	$p = 0.001$
Total weight (g)	87.9 $\pm$ 1.50 <sup>a</sup> (6.6 – 168)	140.3 $\pm$ 3.36 <sup>b</sup> (38.7 – 480.4)	78.2 $\pm$ 1.95 <sup>a</sup> (2.2 – 274.5)	137.3 $\pm$ 2.08 <sup>b</sup> (47.4 – 285.4)	184 $\pm$ 3.8 <sup>c</sup> (6.6 – 489.3)	$p = 0.001$
Wet weight (g)	17.9 $\pm$ 0.33 <sup>a</sup> (1.3 – 33)	31.8 $\pm$ 0.66 <sup>b</sup> (10.7 – 104.4)	18.2 $\pm$ 0.48 <sup>a</sup> (0.5 – 83.5)	32.3 $\pm$ 0.51 <sup>b</sup> (11.3 – 58.1)	61 $\pm$ 1.37 <sup>c</sup> (2.2 – 178.3)	$p = 0.001$
n	370	326	305	333	353	

**Size frequencies.** The size-frequency distribution of *M. squalida* by sampling site is shown in Figure 2. Three groups were identified: small (< 7 cm), medium (8 cm), and large (> 9 cm) clams. Large clams occurred more frequently in Laguna Guerrero Negro and Bahía Magdalena, followed by San Lucas. Santa Rosalía and Bahía de La Paz had smaller clams when compared to all other sites.

**Condition Index.** The variation in the condition index of *M. squalida* between sites is shown in Figure 3. Significant differences were found in the condition index between sites ( $F_{(4, 1687)} = 829.1, p < 0.05$ ). Clams with a significantly higher index were found at Bahía Magdalena (33%), followed by Bahía de La Paz (25.8%). Clams from San Lucas and Laguna Guerrero Negro showed intermediate condition index values (23.6% and 23.5%, respectively), while clams from Santa Rosalía showed a significantly lower index (19.9%) than all other sites.

**Weight-Length relationships.** Weight-length relationships (total weight-shell length, wet weight-total length, and shell weight-total length) of *M. squalida* by site are shown in Figure 4. All relationships fit the potential function ( $y = ax^b$ ), with coefficients of determination ( $R^2$ ) between 0.73 and 0.95 and a significance of  $p = 0.001$ . In general, the coefficients of allometry ( $b$ ) fluctuated between 2.35 and 3.32 across sites (Table 2). Ratkowsky's ARSS revealed significant differences bet-

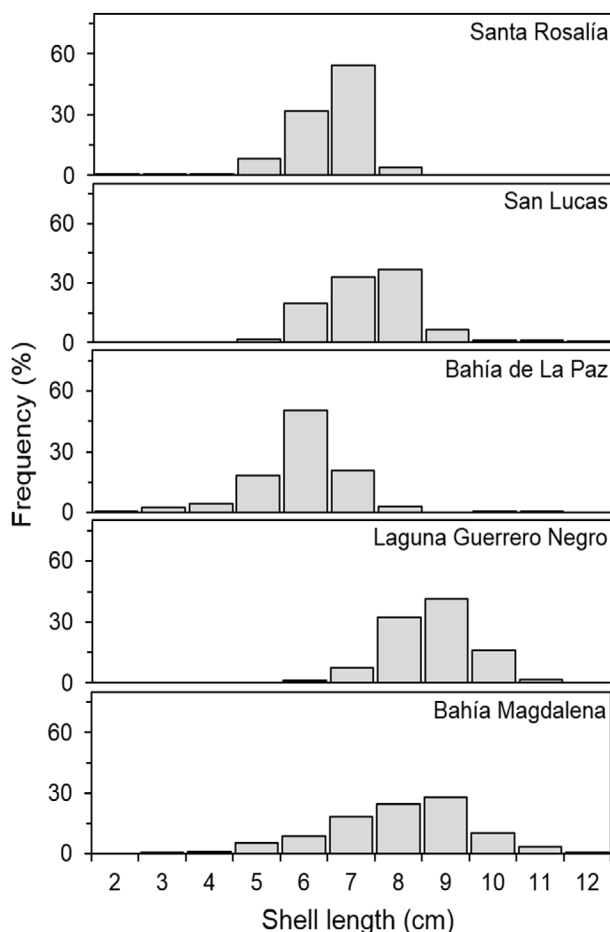


Figure 2. Size-frequency distribution (shell length) of *Megapitaria squalida* by sampling site in localities of the northern portion of the Mexican Pacific.

ween the slopes of each relationship analyzed among sites ( $p = 0.001$ ). Compared to the other areas where larger and heavier clams were recorded and growth was mainly isometric, Santa Rosalía clams gained little weight (total, wet, or shell) as shell length increases.

## DISCUSSION

Our results revealed the existence of three groups of clams based on the differences in the variables analyzed (shell length, total weight, wet weight, and condition index). The Bahía Magdalena group had the largest clams with the best condition. This area is a Biological Activity Center (BAC) characterized by high productivity throughout the year (Lluch-Belda *et al.*, 2000), resulting in abundant food availability for suspension feeders and conditions that favor better growth and condition for *M. squalida*. The second group includes clams of intermediate size from San Lucas and Laguna Guerrero Negro; although clams from San Lucas displayed a smaller shell length compared to specimens from Laguna Guerrero Negro, clams from these two areas shared a similar total weight, wet weight, and condition. The third group comprises clams from Bahía de La Paz and Santa Rosalía, which were the smallest clams in terms of length, total weight, and wet weight. The small size of clams from Bahía de La Paz may be related to the intense fishing in this area, as *M. squalida* has been considered a resource at its peak capacity (López-Rocha *et al.*, 2010); in contrast, Santa Rosalía clams are not an appealing resource for local fishers and, nonetheless, clams are small.

Although the fishing intensity of a resource and the environmental conditions in each area influence the biological characteristics and population structure of a species, results from this study suggest that the biometric differences of the Santa Rosalía clams were likely not entirely attributable to these factors. The maximum shell length of Santa Rosalía clams did not exceed 8 cm, despite this clam population not being commercially exploited, while clams from other areas reached sizes between 11 and 12 cm (including those from Bahía de La Paz), i.e., the largest recorded sizes across the Baja California Sur coast (Singh *et al.*, 1991). In addition to the small size, Santa Rosalía clams showed the lowest condition index values, and although clams from this area and from Bahía de La Paz were of similar size, the condition of animals from the former site was significantly poorer. Condition index is affected by several factors, such as seasonal changes in food availability and/or quality in each site (Boscolo *et al.*, 2003; Nicholson & Lam, 2005). In this regard, Santa Rosalía is deemed a nutrient-poor water body of low primary productivity; although upwelling events occur, they are weak because of the stratification of the water column (Santamaría-del Ángel *et al.*, 1999). This situation could explain the poor condition and small sizes of clams in this area. This explanation was ruled out, however, because in San Lucas, an area located just 13 km south of Santa Rosalía, clams displayed a better condition and were larger despite sharing similar food availability and water temperatures with the port of Santa Rosalía (3.0 mg·m<sup>-3</sup> chlorophyll *a* and 23.5 °C for San Lucas; 2.9 mg·m<sup>-3</sup> chlorophyll *a* and 23.5 °C for Santa Rosalía, averages for 2011 to 2013 obtained from the NOAA Coastal Zone Color Scanner).

The coastal sediments near the Santa Rosalía mining port contain heavy metals that are bioaccumulated by organisms (Shumilin *et al.*, 2011), as reported for brown seaweed *Padina durvillaei* Bory Saint-Vincent, 1827 (Rodríguez-Figueroa *et al.*, 2009) and for mussels *Modiolus*

*capax* (Conrad, 1837) (Gutiérrez-Galindo *et al.*, 1999) and *Mytilus edulis* Linnaeus, 1758 (Cadena-Cárdenas *et al.*, 2009). The chocolate clam, *M. squalida*, feeds by filtering organic matter suspended in the water column (mainly phytoplankton), so it is likely that it bioaccumulates metals, as documented for this species elsewhere (Méndez *et al.*, 2006). Although this study did not determine the concentration of heavy metals in clam tissues, it has been reported that abnormal concentrations of these elements in surface sediments can cause negative biological effects in up to 50% of the marine organisms inhabiting this area (Long *et al.*, 1995; Shumilin *et al.*, 2011). Bivalves mollusks living in polluted areas or that are exposed to high pollutant concentrations usually show lower growth rates — and therefore a smaller size — in addition to a poor condition. This occurs because energy reserves (carbohydrates, lipids, and proteins) are allocated to depurating pollutants from the body at the expense of the other physiological demands (Leung & Furness, 2001; Nicholson & Lam, 2005; Peteiro *et al.*, 2006). Differences in size and condition between clams from Santa Rosalía and those living in other areas are likely a consequence of impaired growth rates induced by high concentrations of heavy metals, since clams may be allocating energy reserves to detoxification at the expense of growth, hence affecting the overall condition of these organisms (Lucas & Beninger, 1985; Nicholson & Lam, 2005). The relationship between high concentrations of heavy metals and a poor condition has been widely reported for various bivalve species such as the clams *Macoma balthica* (Linnaeus, 1758) and *Cerastoderma edule* (Linnaeus, 1758), and the mussels *M. edulis* and *Perna viridis* (Linnaeus, 1758) (Hummel *et al.*, 1997; Nicholson, 1999). Similarly, the mussel *Mytilus galloprovincialis* Lamarck, 1819 and the venerid *Meretrix meretrix* (Linnaeus, 1758) from polluted areas (Hg, As, Cu, Pb, Zn, Cd, and Cr, as well as polychlorinated biphenyls) showed low condition indices versus specimens from less polluted areas (Pampanin *et al.*, 2005; Meng *et al.*, 2013).

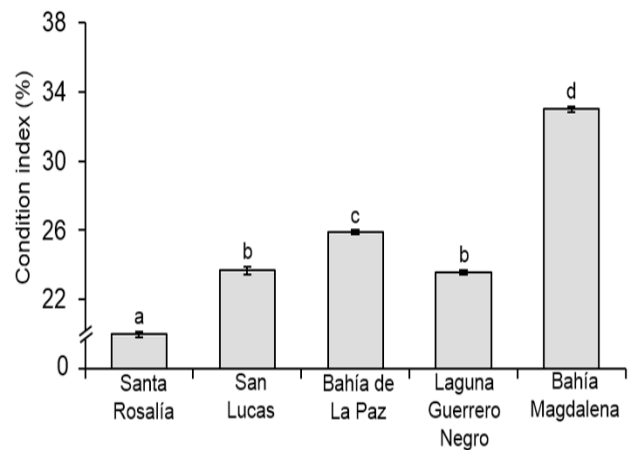
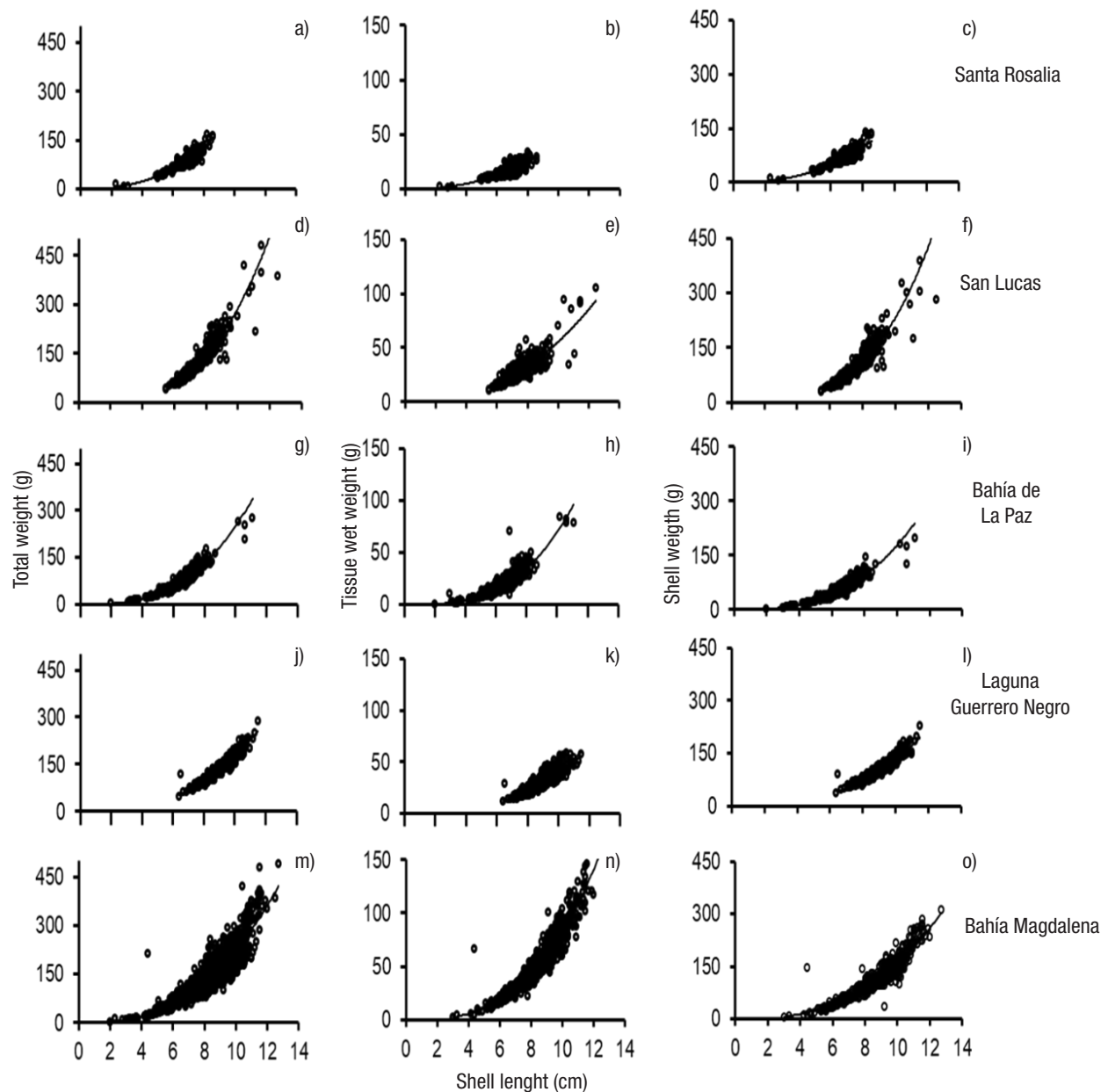


Figure 3. Variation in the condition index of *Megapitaria squalida* between sampling sites in localities of the northern portion of the Mexican Pacific. Means ( $\pm$  standard error) with a different letter indicate a significant difference (ANOVA and Tukey's test,  $p < 0.05$ ).

The analysis of the weight-length relationships revealed that in San Lucas, Bahía de La Paz, Laguna Guerrero Negro, and Bahía Magdalena, *M. squalida* showed isometric growth. This is the most common type of growth in marine bivalves, and is generally influenced by changes in environmental variables (Gaspar *et al.*, 2001). In contrast, clams from Santa Rosalía displayed negative allometric growth, i.e., little increase in weight as shell length increases, which suggests physiological impairment due to environmental stress (Malathi & Thippeswamy, 2011). Negative allometric growth is frequently attributed to elevated environmental pollutants, as reported for the mussel *M. galloprovincia-*

Table 2. Parameters of the weight-length relationship and growth type of *Megapitaria squalida* by sampling site in localities of the northern portion of the Mexican Pacific.  $a$  = constant;  $b$  = coefficient of allometry,  $R^2$  = coefficient of determination and  $p$  = significance value.

Locality	Relationship	$a$	$b$	$R^2$	$p$	Growth type
Santa Rosalía	Total weight – length	0.8436	2.39	0.87	0.001	Allometric (-)
	Wet weight – length	0.1519	2.45	0.78	0.001	Allometric (-)
	Shell weight – length	0.6802	2.38	0.86	0.001	Allometric (-)
San Lucas	Total weight – length	0.2294	3.09	0.90	0.001	Isometric
	Wet weight – length	0.2452	2.35	0.73	0.001	Allometric (-)
	Shell weight – length	0.1112	3.32	0.89	0.001	Allometric (+)
Bahía de La Paz	Total weight – length	0.2996	2.92	0.94	0.001	Isometric
	Wet weight – length	0.0564	3.08	0.87	0.001	Isometric
	Shell weight – length	0.2597	2.83	0.93	0.001	Isometric
Laguna Guerrero Negro	Total weight – length	0.3342	2.71	0.90	0.001	Isometric
	Wet weight – length	0.0744	2.74	0.78	0.001	Isometric
	Shell weight – length	0.2594	2.71	0.90	0.001	Isometric
Bahía Magdalena	Total weight – length	0.4987	2.65	0.91	0.001	Isometric
	Wet weight – length	0.0928	2.94	0.91	0.001	Isometric
	Shell weight – length	0.3431	2.66	0.91	0.001	Isometric



Figures 4 a-o. Weight-length relationships of *Megapitaria squalida* by sampling sites in localities of the northern portion of the Mexican Pacific. a-c) Santa Rosalia. d-f) San Lucas. g-i) Bahía de la Paz. j-l) Laguna Guerrero Negro. m-o) Bahía Magdalena. a, d, g, j, m) Total weight-length. b, e, h, k, n) Wet weight-length. c, f, i, l, o) Shell weight-length.

*lis* in the coastal area of Galicia in northwestern Spain (Peteiro *et al.*, 2006), and for *Donax trunculus* Linnaeus, 1758 in the Gulf of Tunis (Tlili *et al.*, 2011). In conclusion, it is clear that the biometric parameters, the condition index, and the growth type of clams that inhabit the Santa Rosalia port area in the Gulf of California all differ from the pattern recorded for other areas. These other areas include San Lucas, a site located a few kilometers away from the pollution hot-spot and where

the conditions of temperature and food availability are similar to those in the port area. Based on these findings, we conclude that *M. squalida* displays poor health and growth in the port of Santa Rosalia area, which are most likely caused by the high levels of heavy metals in sediments coupled with pollutants from wastewater discharges from the urban sewerage system. Further studies on the concentrations of metals in clam tissues and their potential risks to human and wildlife consumers are warranted.

## ACKNOWLEDGMENTS

This research was funded by projects SIP 1535 and 1698. J.A. Yee-Duarte is a fellow student of BEIFI and CONACyT; the results presented here are part of his PhD thesis. B.P. Ceballos-Vázquez, E. Shumilin, and M. Arellano-Martínez received grants from COFAA, EDI, and SNI. We thank María Elena Sánchez-Salazar, M. Sc., for her editorial contribution to the English manuscript.

## REFERENCES

- ARELLANO-MARTÍNEZ, M., M. F. QUIÑÓNEZ-ARREOLA, B. P. CEBALLOS-VÁZQUEZ & M. VILLALEJO-FUERTE. 2006. Reproductive pattern of the squalid callista *Megapitaria squalida* from the northwest of Mexico. *Journal of Shellfish Research* 25: 849-856. DOI: 10.2983/0730-8000(2006)25[849:RPOTSC]2.0.CO;2
- BOSCOLO, R., M. CORNELLO & O. GIOVARDI. 2003. Condition index and air survival time to compare three kinds of Manila clam *Tapes philippinarum* (Adams & Reeve) farming systems. *Aquaculture International* 11: 243-254. DOI: 10.1023/A:1024888608791
- CADENA-CÁRDENAS, L., L. MÉNDEZ-RODRÍGUEZ, T. ZENTENO-SAVÍN, J. GARCÍA-HERNÁNDEZ & B. ACOSTA-VARGAS. 2009. Heavy metal levels in marine mollusks from areas with, or without, mining activities along the Gulf of California, Mexico. *Archives of Environmental Contamination and Toxicology* 57: 96-102. DOI: 10.1007/s00244-008-9236-0
- CANTÚ-MEDELIN, N., N. OLGUÍN-MONROY, L. MÉNDEZ-RODRÍGUEZ & T. ZENTENO-SAVÍN. 2009. Antioxidant enzymes and heavy metal levels in tissue of the black chocolate clam *Megapitaria squalida* in Bahía de La Paz, Mexico. *Archives of Environmental Contamination and Toxicology* 56: 60-66. DOI: 10.1007/s00244-008-9156-z
- CHEN, Y., D. A. JACKSON & H. H. HARVEY. 1992. A comparison of von Bertalanffy and polynomial functions in modelling fish growth data. *Canadian Journal of Fisheries and Aquatic Sciences* 49: 1228-1235. DOI: 10.1139/f92-138
- FILGUEIRA, R., L. A. COMEAU, T. LANDRY, J. GRANT, T. GUYONDET & A. MALLET. 2013. Bivalve condition index as an indicator of aquaculture intensity: A meta-analysis. *Ecological Indicators* 25: 215-229. DOI: 10.1016/j.ecolind.2012.10.001
- FRIAS-ESPERICUETA, M., J. OSUNA-LÓPEZ, D. VOLTOLINA, G. LÓPEZ-LÓPEZ, G. IZAGUIRRE-FIERRO & M. MUY-RANGEL. 2008. The metal content of bivalve molluscs of a coastal lagoon of NW Mexico. *Bulletin of Environmental Contamination and Toxicology* 80: 90-92. DOI: 10.1007/s00128-007-9322-4
- GASPAR, M., M. SANTOS & P. VASCONCELOS. 2001. Weight-length relationships of 25 bivalve species (Mollusca: Bivalvia) from the Algarve coast (southern Portugal). *Journal of the Marine Biological Association of the United Kingdom* 81: 805-807. DOI: 10.1017/S0025315401004623
- GUTIÉRREZ-GALINDO, E. A., J. A. VILLAESCUSA-CELAYA & A. ARREOLA-CHIMAL. 1999. Bioaccumulation of metals in mussels from four sites of the coastal region of Baja California. *Ciencias Marinas* 25: 557-578. DOI: 10.7773/cm.v25i4.726
- HUERTA-DÍAZ, M. A., A. MUÑOZ-BARBOSA, X. L. OTERO, J. VALDIVIESO-OJEDA & E. C. AMARO-FRANCO. 2014. High variability in geochemical partitioning of iron, manganese and harmful trace metals in sediments of the mining port of Santa Rosalia, Baja California Sur, Mexico. *Journal of Geochemical Exploration* 145: 51-63. DOI: 10.1016/j.gexplo.2014.05.014
- HUMMEL, H., R. MODDERNAN, C. AMIARD-TRIOUET, F. RAINGLET, Y. VAN DUJN, M. HERSSEVOORT, J. DE JONG, R. BOGAARDS, G. BACHELET, M. DESPREZ, J. MARCHAND, B. SYLVAND, J. AMIARD, H. RYBARCZYK & L. DE WOLF. 1997. A comparative study on the relation between copper and condition in marine bivalves and the relation with copper in the sediment. *Aquatic Toxicology* 38: 165-181. DOI: 10.1016/S0166-445X(96)00832-6
- LEUNG, K. & R. FURNESS. 2001. Metallothionein induction and condition index of dogwhelks *Nucella lapillus* (L.) exposed to cadmium and hydrogen peroxide. *Chemosphere* 44: 321-325. DOI: 10.1016/S0045-6535(00)00297-6
- LONG, E. R. D., D. MACDONALD, S. L. SMITH & F. D. CALDER. 1995. Incidence of adverse biological effects within ranges of chemical concentrations in marine and estuarine sediments. *Environmental Management* 19: 81-97. DOI: 10.1007/BF02472006
- LÓPEZ-ROCHA, J. A., B. P. CEBALLOS-VÁZQUEZ, F. A. GARCÍA-DOMÍNGUEZ, M. ARELLANO-MARTÍNEZ, M. T. VILLALEJO-FUERTE & A. K. ROMO-PIÑERA. 2010. La pesquería de la almeja chocolata *Megapitaria squalida* (Sowerby, 1835) (Bivalvia: Veneridae) en Baja California Sur, México. *Hidrobiológica* 20: 230-237.
- LLUCH-BELDA, D., M. E. HERNÁNDEZ-RIVAS, R. SALDIERNA-MARTÍNEZ & R. GUERRERO-CABALLERO. 2000. Variabilidad de la temperatura superficial del mar en Bahía Magdalena, B.C.S. *Océánides* 15: 1-23.
- LUCAS, A. & P. G. BENINGER. 1985. The use of physiological condition indices in marine bivalve aquaculture. *Aquaculture* 44: 187-200. DOI: 10.1016/0044-8486(85)90243-1
- MALATHI, S. & S. THIPPESWAMY. 2011. Morphometry, length-weight and condition in *Parreysia corrugata* (Muller 1774) (Bivalvia: Unionidae) from river Malathi in the Western Ghats, India. *International Journal of Biological Sciences* 2: 43-52.
- MÉNDEZ, L., E. PALACIOS, B. ACOSTA, P. MONSALVO-SPENCER & T. ÁLVAREZ-CASTAÑEDA. 2006. Heavy metals in the clam *Megapitaria squalida* collected from wild and phosphorite mine-impacted sites in Baja California, Mexico. *Biological Trace Element Research* 110: 275-287. DOI: 10.1385/BTER:110:3:275
- MENG, F., Z. WANG, F. CHENG, X. DU, W. FU, Q. WANG, X. YI, X. LI & Y. ZHOU. 2013. The assessment of environmental pollution along the coast of Beibu Gulf, northern South China Sea: An integrated biomarker approach in the clam *Meretrix meretrix*. *Marine Environmental Research* 85: 64-75. DOI: 10.1016/j.marenvres.2013.01.003
- MERCADO-SILVA, N. 2005. Condition index of the Eastern oyster, *Crassostrea virginica* (Gmelin, 1791) in Sapelo Island Georgia – Effects of site, position on bed and pea crab parasitism. *Journal of Shellfish Research* 24: 121-126. DOI: 10.2983/0730-8000(2005)24[121:CIOTEJ]2.0.CO;2

- MOUNEYRAC, C., S. LINOT, J. AMIARD, C. AMIARD-TRIQUET, I. MÉTRAIS, C. DUROU, C. MINIE & J. PELLERIN. 2008. Biological indices, energy reserves, steroid hormones and sexual maturity in the infaunal bivalve *Scrobicularia plana* from three sites differing by their level of contamination. *General and Comparative Endocrinology* 157: 133-141. DOI: 10.1016/j.ygcen.2008.04.010
- NICHOLSON, S. 1999. Cytological and physiological biomarker responses from green mussels, *Perna viridis* (L.) transplanted to contaminated sites in Hong Kong coastal waters. *Marine Pollution Bulletin* 39: 261-268. DOI: 10.1016/S0025-326X(98)90189-8
- NICHOLSON, S. & P. K. S. LAM. 2005. Pollution monitoring in Southeast Asia using biomarkers in the mytilid mussel *Perna viridis* (Mytilidae: Bivalvia). *Environment International* 31: 121-132. DOI: 10.1016/j.envint.2004.05.007
- PAMPANIN, D. M., E. VOLPATO, I. MARANGON & C. NASCI. 2005. Physiological measurements from native and transplanted mussel (*Mytilus galloprovincialis*) in the Canals of Venice. Survival in air and condition index. *Comparative Biochemistry and Physiology A* 140: 41-52. DOI: 10.1016/j.cbpb.2004.10.016
- PETEIRO, L. G., J. M. BABARRO, U. LABARTA & M. J. FERNÁNDEZ-REIRIZ. 2006. Growth of *Mytilus galloprovincialis* after the *Prestige* oil spill. *ICES Journal of Marine Sciences* 63: 1005-1013. DOI: 10.1016/j.icesjms.2006.03.010
- RICKER, W. 1975. *Computation and interpretation of biological statistics of fish populations*. Bulletin of the Fisheries Research Board of Canada. Department of the Environment Fisheries and Marine Service, Ottawa, Canada. 382 p.
- RODRÍGUEZ-FIGUEROA, G. M., E. SHUMILIN & I. SÁNCHEZ-RODRÍGUEZ. 2009. Heavy metal pollution monitoring using the brown seaweed *Padina durvillaei* in the coastal zone of the Santa Rosalía mining region, Baja California Peninsula, Mexico. *Journal of Applied Phycology* 21: 19-26. DOI: 10.1007/s10811-008-9346-0
- RUIZ, P., M. ORTIZ-ZARRAGOITIA, A. ORBEA, S. VINGEN, A. HJELLE, T. BAUSSANT & M. CAJARAVILLE. 2014. Short- and long-term responses and recovery of mussels *Mytilus edulis* exposed to heavy fuel oil no. 6 and styrene. *Ecotoxicology* 23: 861-879. DOI: 10.1007/s10646-014-1226-6
- SANTAMARÍA-DEL ÁNGEL, E., S. ÁLVAREZ-BORREGO, R. MILLÁN-NUÑEZ & F. E. MÜLLER-KARGER. 1999. Sobre el efecto débil de las surgencias de verano en la biomasa fitoplanctónica del Golfo de California. *Revista de la Sociedad Mexicana de Historia Natural* 49: 207-212.
- SHUMILIN, E., G. M. RODRÍGUEZ-FIGUEROA, O. MORTON-BERMEA, E. LOUNEJEVA-BATURINA, E. HERNÁNDEZ & D. RODRÍGUEZ-MEZA. 2000. Anomalous trace element composition of coastal sediments near the copper mining district of Santa Rosalía, Peninsula of Baja California, Mexico. *Bulletin of Environment Contamination and Toxicology* 65: 261-268. DOI: 10.1007/s0012800123
- SHUMILIN, E., V. GORDEEV, G. M. FIGUEROA, L. DEMINA & K. CHOUMLINE. 2011. Assessment of geochemical mobility of metals in surface sediments of the Santa Rosalia mining region, western Gulf of California. *Archives of Environmental Contamination and Toxicology* 60: 8-25. DOI: 10.1007/s00244-010-9532-3
- SHUMILIN, E., A. JIMÉNEZ-ILLES-CAS & S. LÓPEZ-LÓPEZ. 2013. Anthropogenic contamination of metals in sediments of the Santa Rosalía Harbor, Baja California Peninsula. *Bulletin of Environment Contamination and Toxicology* 90: 333-337. DOI: 10.1007/s00128-012-0923-1
- SINGH, C. J., J. A. VÉLEZ & M. C. FAJARDO. 1991. Estudio poblacional de la almeja chocolata *Megapitaria squalida* (Sowerby 1835) en Punta Coyote, Bahía de La Paz, B.C.S., México. *Ciencia Pesquera* 8: 7-22.
- TULLI, S., I. MÉTRAIS, N. AYACHE, H. BOUSSETTA & C. MOUNEYRAC. 2011. Is the reproduction of *Donax trunculus* affected by their sites of origin contrasted by their levels of contamination? *Chemosphere* 84: 1362-1370. DOI: 10.1016/j.chemosphere.2011.05.009
- WILSON, I. F. & V. S. ROCHA. 1955. *Geology and mineral deposits of the Boleo copper district, Baja California, Mexico*. Washington: Geological Survey Professional Paper. US Government Printing Office. 134 p.
- ZAR, J. H. 1996. *Biostatistical analysis*. 3rd edition, Prentice Hall, Inc, New Jersey, USA. 662 p.