

The Andean Forest Soil Seed Bank in Two Successional Stages in Northeastern Colombia

SANDRA MILENA GELVIZ-GELVEZ^{1, 2*}, LUÍS ROBERTO SÁNCHEZ-MONTAÑO²,
LEONEL LÓPEZ-TOLEDO^{3, 4} FELIPE BARRAGÁN⁵

Botanical Sciences
94 (4): 713-727, 2016

DOI: 10.17129/botsci.666

Sandra Milena Gelviz Gelvez: Conceived and designed the experiments, performed the experiments, wrote and reviewed drafts of the paper.
Luis Roberto Sánchez-Montaño: Conceived and designed the experiments.
Leonel Lopez-Toledo: Analyzed the data, reviewed drafts of the paper.
Felipe Barragán: Analyzed the data, reviewed drafts of the paper.

¹ División de Ciencias Ambientales, IPICYT, San Luis Potosí, México

² Grupo de Recursos Naturales, Instituto de Estudios de Ciencias Naturales y Ambientales, Universidad de Pamplona, Pamplona, Colombia.

³ Instituto de Investigaciones sobre los Recursos Naturales, Universidad Michoacana de San Nicolás de Hidalgo, Morelia, Michoacán, México

⁴ Division of Applied Plant Ecology, Institute for Conservation Research, San Diego Zoo Global, California, U.S.A.

⁵ CONACYT-IPICYT División de Ciencias Ambientales.

* Corresponding author: sandra.gelviz@ipicyt.edu.mx

Abstract

Background: Soil seed banks play an important role in post-disturbance regeneration and succession of species from different successional stages.

Questions: 1) What is the most effective method for determining the composition and structure of the soil seed bank of Andean forests? 2) What is the composition and structure of soil seed banks in old-growth forest and shrubland sites in the Andean montane tropical forest of Colombia?

Study site: Andean forest, Pamplona, Norte de Santander, Colombia

Methods: We surveyed the soil seed bank in two successional stages of Andean forest and examined its structure using two sampling methods: direct separation and germination.

Results: Soil seed bank density was higher (18-fold in old-growth forest and 666-fold in shrubland) with the direct separation method than with germination; however, under the germination method, we found four species that we did not detect through the direct separation method. Soil seed banks from shrublands were mainly dominated by species from disturbed areas (91 %), while those from the old-growth forest presented early, intermediate and late species; e.g., *Miconia summa*, *Myrsine dependens* and *Solanum* sp., respectively. In the old-growth forest (especially for late species), density increased with depth. This pattern was not observed in shrubland. Seeds obtained by using the direct separation method presented low (< 7 %) viability.

Conclusion: We consider the two methods to be complementary and recommend the use of both for a thorough characterization of soil seed banks from Andean forests. At different successional stages in the Colombian Andean forest, the soil seed bank may contain early, intermediate and late species, and it therefore plays an important role in the regeneration of this threatened ecosystem.

Key words: secondary successional, Colombia, germination method, direct separation method, seed viability.

Bancos de Semillas en dos Estadios Sucesionales de Bosque Andino en el Noreste de Colombia

Resumen

Antecedentes: Los bancos de semillas del suelo juegan un papel importante en la regeneración de especies de diferentes etapas de sucesión.

Preguntas: 1) ¿Cuál es el método más eficaz para la descripción de la composición y la estructura del banco de semillas del suelo de los bosques andinos? y 2) ¿Cómo es la composición y estructura de los bancos de semillas del suelo en un bosque primario y un matorral en el bosque andino en Colombia?

Sitio de estudio: Bosque andino en Pamplona, Norte de Santander, Colombia

Métodos: Se estudiaron el banco de semillas del suelo en dos etapas de sucesión de bosque andino y se examinó la estructura mediante dos métodos de muestreo: separación directa y la germinación.

Resultados: La densidad del banco de semillas en el suelo fue mayor (18 veces en bosques primarios y 666 veces en matorral) con el método de separación directa que con el método de germinación; Sin embargo, bajo el método de germinación, se encontraron cuatro especies que no detectamos a través del método de separación directa. Los bancos de semillas de matorrales fueron dominados principalmente por especies de las áreas perturbadas (91 %), mientras que en el bosque primario se encontraron especies de estados sucesionales tempranos, intermedios y tardíos, por ejemplo, *Miconia summa*, *Myrsine dependens* y *Solanum* sp., respectivamente. En el bosque maduro (especialmente para las especies de etapas sucesionales tardías), la densidad aumenta con la profundidad. Este patrón no se observó en el matorral. Aunado a esto, las semillas obtenidas mediante el método de separación directa presentaron baja (7 % <) viabilidad.

Conclusión: Consideramos que los dos métodos son complementarios y recomendamos el uso de las dos metodologías para una adecuada caracterización de los bancos de semillas del suelo de los bosques andinos. El banco de semillas del suelo puede contener especies de diferentes estadios sucesionales, por lo que tiene un papel importante en la regeneración del bosque andino de Colombia.

Introduction

Soil seed banks play an important role as sources of regeneration (Fenner 1985, Peterson & Carson 1996). The soil seed bank depends on the dynamics between local seed rain, germination, predation and dispersal (Álvarez-Buylla & Martínez-Ramos 1990, Dalling & Denslow 1998). Soil seed banks are reservoirs mainly for pioneer species as they represent a pool of regenerative potential by replacing the adult plants that die of natural causes or because of human actions (Fenner 1985, Peterson & Carson 1996, Hopfensperger 2007, Kwiatkowska-Falińska *et al.* 2012).

The seeds may be stored at different depths depending on their size, soil structure and dispersers (Werner & Platt 1976, Saatkamp *et al.* 2009). Seed banks can be classified as persistent or transient according to their duration (Thompson & Grime 1979). Transient seed banks are those containing seeds viable for up to 1 year, while in persistent seed banks seeds remain viable for more than 1 year (Thompson *et al.* 1997). The depth at which seeds of a particular species are found can depend on the successional age of the site (Werner & Platt 1976), soil characteristics and dispersers. Changes undergone by community seed banks may permit the exploration of species replacement mechanisms during succession (Connell & Slatyer 1977, Hills & Morris 1992).

Early successional plant species produce abundant quantities of seeds that are highly dependent on light for germination. These plants are essential in early forest successional stages (Fenner 1985). In forest successional progress the level of available light declines and the seed bank density of early successional species also decreases (Quinta-Ascencio *et al.* 1996, Dupuy & Chazdon 1998, Baider *et al.* 2001, Maza-Villalobos *et al.* 2011).

Two methodologies have been developed to assess the presence of soil seed banks: germination and direct separation (Ishikawa-Goto & Tsuyuzaki 2004, Price *et al.* 2010, Gonzalez & Ghermandi 2012). In the former, germinated seedlings are identified and quantified (Roberts 1981, Ter Heerd *et al.* 1996), while in the latter the seeds are separated by both seed size and density. Seeds are separated from the soil by washing, sieving or flotation (Malone 1967, Roberts 1981, Tsuyuzaki 1994). Depending on the method employed, differences in both density and species composition may be found, even in the same location (Tsuyuzaki 1994, Ishikawa-Goto & Tsuyuzaki 2004, Bernhardt *et al.* 2008, Price *et al.* 2010). Most studies that have used these two methods to compare the soil seed bank have found different results and concluded that the two methods are complementary (Price *et al.* 2010, Gonzalez & Ghermandi 2012). Despite these differences, most studies only employ the germination method (Jaimes-Sánchez & Rivera-Ospina 1991, Cárdenas *et al.* 2002, Acosta 2004, Montenegro & Vargas 2005, Moscoso & Diez 2005).

Andean and high Andean ecosystems are very important in Colombia because of their high biological richness and endemism (Olson & Dinerstein 1998). These ecosystems are, however, under considerable threat, since only 27 % of the original cover remains (Etter 1993), because they have been exposed to high levels of human intervention, such as conversion to land for crop and livestock production. This leads to fragmentation processes and forest cover reduction, with an associated loss of biodiversity and ecosystem services (Cavelier & Tobler 1998, Fandiño & Ferreira 1998). Clearance of old-growth forest and subsequent land abandonment has led to the establishment of different forest successional stages, including pasture, shrubland and secondary forest (Sánchez *et al.* 2007). Given the constant disturbances to which these ecosystems are exposed, it is essential to develop strategies to increase diversity in degraded sites and to recover connectivity between fragments (Dalling & Denslow 1998, Meli 2003, Cardona-Cardozo & Vargas-Ríos 2004). Depending on the particular ecosystem, soil seed banks may be among the most important sources of regeneration, although both seedling banks and seed rain are important contributions for natural recovery of the structure and function of ecosystems (Baider *et al.* 2001, Martins & Engel 2007, Vieira & Proctor 2007).

Few studies exist of the north-eastern Colombian Andean forests, and to our knowledge, there is only one study that explores the soil seed banks of this area (Jaimes-Sánchez & Rivera-Ospina 1991). But this particular study does not describe the regenerative potential of these ecosystems, only basic processes. Thus, we believe there are still gaps in the knowledge regarding the ecology of Andean forest soil seed banks, and in particular, there is a requirement for studies conducted in the context of succession. We hypothesize that the soil seed banks of different

forest successional stages are different in terms of density, structure, and species composition. For example, seeds of early successional species may be more abundant in shrublands with a higher density in the top layers of the soil, while intermediate or late species could be expected to be more abundant and diverse in old-growth forests; these species would form seed banks in deeper layers, which may indicate successional mechanisms. Specifically, in this study, we try to answer the following questions: 1) What is the most effective method for describing the composition and structure of the soil seed bank of Andean forests? and 2) What is the composition and structure of soil seed banks in old-growth forest and shrubland sites in the Andean montane tropical forest of the North Santander region of Colombia?

Methods

Study site. Our study was conducted in the El Volcán reserve, which covers approximately 5,900 ha in the southern state of Pamplona, Colombia (7° 20' 57.4" N; 72° 42' 12.2" W). Elevation ranges from 2900 to 3500 m a.s.l., within a rugged landscape featuring canyons and steep slopes. The study area comprises the source of the Pamplonita River, which supplies water to the city of Pamplona. The dominant vegetation in the area is Andean forest and alpine páramo (Sánchez & Gelviz-Gelvez, 2004). The Andean forest comprises ecosystems that are located between 2,800 and 3,200 m, with trees 8–15 meters tall and cold climates with temperatures of almost 0 °C to 21 °C and two peaks of precipitation, from March to October and from August to February. Species characteristic of these environments are *Weinmannia balbisiana*, *Clusia multiflora*, *Ternstroemia meridionalis* and *Drimys granadensis* (Cuatrecasas 1958, Murcia-Rodríguez 2010, Cantillo & Rangel 2011). The successional stages were confirmed by previous studies of the vegetation (Sánchez & Gelviz-Gelvez 2004, Murcia-Rodríguez 2010); and interviews with scientists, farmers and forest guards. Land use for crops and cattle has provoked a fragmented matrix of successional stages and old-growth forest including recently abandoned pastures and shrubland with different ages of abandonment. The shrublands used in this study are considered to be one successional stage with an age of 25 years since abandonment following agricultural use. These shrublands are defined by a high density of shrubs (80 % of stems), with average height 2–4 m height and < 5 cm dbh. The old-growth forest is uncleared forest with an overall closed canopy, dominated by slow-growing tree species > 12 m in height (Cortés 2003) and abandoned for 50 years or more since their agricultural use (Murcia-Rodríguez, 2010). In our case the shrubland had been abandoned for 25 years since its agricultural use and the old-growth forest to our knowledge has never been cleared (Murcia-Rodríguez 2010).

Sampling design. To evaluate differences in the soil seed bank along the secondary succession gradient, we compared shrubland and old-growth forests. Soil sampling was conducted in June 2010. For each study site, 15 samples of soil were taken randomly from each site of 30 × 30 cm quadrants. The total volume was approximately 13,500 cm³, which weighs more than the minimum volume proposed by Cardenas *et al.* (1999). Each sample was divided into two subsamples of 6,700 cm³ for testing the evaluation methods of germination and direct separation. In each subsample, three soil depths were taken: 0–5 cm, 5–10 cm and 10–15 cm, each 2250 cm³ (Chippindale & Milton 1934).

For the germination method, soil cores were sieved to remove organic debris and stones. The subsamples (0–5 cm, 5–10 cm and 10–15) were placed in a 30 × 30 cm plastic tray in a shade house covered with plastic mesh (< 0.5 mm aperture) located in an open area at 3,200 m a.s.l. in the El Volcán reserve. Samples were watered daily in order to induce germination. Every week, new emerged seedlings were identified, counted and removed to avoid confusion with newly emerged plants. The samples were stored under dry conditions (5 °C) in paper bags until late August, when the rainy season started, since the beginning of germination in the Andean forest usually coincides with the rain. Monitoring started in September and ended 10 months later when germination stopped. To check for contamination, 10 additional control trays containing substrate that had been sterilized by adding boiling water to the soil samples were included and distributed randomly among the experimental trays. No seedling emergence was recorded in the control trays during the study period. Samples of all morphospecies were grown in pots to

facilitate taxonomic identification. Identification was carried out by local botanists and professional taxonomists with expert knowledge of the local flora. Voucher species were deposited at the Catatumbo-Sarare Herbarium (HECASA) of Pamplona University.

For the direct separation method, the second soil subsample was separated into four fractions by washing it with a strong jet of water through a coarse (10 mm) and three fine sieves (5 mm, 2 mm and 1 mm). Sieved soil was visually inspected using a stereoscopic microscope, and all seeds ≥ 1 mm diameter were separated. Seeds were identified to the species level by utilizing a reference collection at the HECASA Herbarium at the University of Pamplona, Colombia. We conducted seed viability tests with 10 % of the seeds of each species, employing the tetrazolium chloride method (Costa *et al.* 2003).

Based on the literature of the local flora and previous studies, each seedling was identified to species or genus level and categorized into one of four successional groups according to the vegetation description provided by Sánchez *et al.* (2007) and Murcia-Rodríguez (2010): i) disturbed, ii) early succession, iii) intermediate succession and iv) late succession (Sánchez *et al.*, 2007; Murcia-Rodríguez, 2010). Disturbed species are herbaceous species from grassland communities that appear after removal of the shrub and tree community. Plants from this group are short-life cycle species (1–2 years). Early succession species are species of the shrubland successional stage; vegetation consisting of high density shrubs with an average height of 4 m and stems < 5 cm dbh, and 20 to 25 years abandonment. Intermediate successional species are mainly trees 8–10 m high in secondary forests with abandonment times of 35–40 years. Late successional species are those from the old growth forest. In general they are slow-growing species 12 meters in height and with ages of abandonment of 50 years or more. Analyses were carried out based on these groups.

Data analysis. The first analysis was carried out to test the effectiveness of the two evaluation methods separately for old-growth forest and shrubland. We used a paired t-test to compare estimates from the two methods obtained from the same soil sample. A second analysis was then used to compare seed density among habitats and soil sample depths for seed density obtained from pooling the estimates from the two methods. Since Soil Layer is a trial factor, due to repeated measurements on the same plot, the data were analyzed by fitting a generalized linear mixed model (GLMM). Also, because seed estimates were obtained based on counts, we used a Poisson error distribution (Bates *et al.* 2012, Crawley 2012). In these analyses, Habitat (with two levels; old-growth forest and shrubland), Soil layer (with three levels: top, middle and bottom layer) and the interaction between these two factors (Habitat \times Soil layer) were used as discrete fixed factors. Plot nested within Soil Layer was included as a random factor (Pinheiro & Bates 2000, Faraway 2005, Bates *et al.* 2012, Crawley 2012). We tested overdispersion by estimating the deviance divided by the approximate degrees of freedom. A model was overdispersed if the ratio was ≥ 2 . For overdispersed models, an alternative negative binomial model may be applied using the glmmADMB package (Crawley 2012, Fournier *et al.* 2012, Skaug *et al.* 2012); however, none of the models showed overdispersion.

A third group of analyses were conducted for each of the four different successional groups (disturbed, early, intermediate and late). To carry out these analyses, we also pooled estimations from the two methods. We used the same generalized linear mixed models with a Poisson error distribution (Bates *et al.* 2012, Crawley 2012) and Habitat, Soil layer and their interaction (Habitat \times Soil layer) as discrete fixed factors and Plot nested within Soil Layer as a random factor (Pinheiro & Bates 2000, Faraway 2005, Crawley 2012, Bates *et al.* 2012). We also tested overdispersion as explained above. All analyses were carried out in R 3.2.4 (R Development Core Team 2016) using the lme4 package (Bates *et al.* 2012). Saturated models, which included the main terms and the two-way interactions, were fitted first. The models were then reduced and simplified based on sequential removal of non-significant fixed effects and detecting significant changes in residual deviance at each step (Crawley 2012). Through the use of the glmer function and maximum likelihood ratio tests (for fixed effects) we obtained the significance of terms. We tested the effects of removing factors and the interaction and to evaluate the significance of terms in the model, and all non-significant terms were removed (Pinheiro & Bates 2000,

Faraway 2005). The reported likelihood ratio test ($LR\chi^2$), degrees of freedom and p-values are those from the likelihood ratio tests (Pinheiro & Bates 2000, Crawley 2012).

To calculate the equitability of species between habitats, rank-abundance curves were generated by plotting the abundance of each species as a function of its abundance rank within the community (Mueller-Dombois & Ellenberg 1974). Logarithmic regression models were then fitted (Izsák 2006). Ordination (an estimate of species dominance) and slopes of the curves were estimated based on these models. An analysis of co-variance (ANCOVA) was applied to test differences in community evenness between habitats (old-growth forest and shrubland).

Finally, to test differences in seed viability, percentage viability was compared among habitats, soil layers and their interaction using a GLM with binomial distribution. The ANCOVA and GLM-binomial were also calculated with R 3.2.4 (The R Development Core Team 2016) using the stats package ver. 3.30 (The R Development Core Team 2016).

Results

Direct separation vs. germination method. Pooling the results from the two methods, we recorded a total of 3,503 seeds belonging to 21 morphospecies. Eight of these morphospecies were identified to species, 12 to genus and one to family (Table SI1). Comparing the two methods in terms of seed detection and estimating soil seed bank density, the direct separation method significantly detected the highest number of seeds both for old-growth forest (18-fold; Figure 1) and for shrubland (222-fold; Figure 1). In addition, this method captured a greater diversity and abundance of species from both successional stages. Furthermore, the separation method was more efficient because it found more species: 17 species (16 in old-growth forest and 9 in shrubland) compared to only 13 with the germination method (13 in old-growth forest and 4 in shrubland forest). Nevertheless, the germination method revealed four small-seeded species that had gone undetected by the direct separation method (*Escallonia* sp., *Lachemilla* sp., *Smilax* sp., and *Valeriana* sp., Table SI1).

Seed bank density. The seed bank density of the total community, estimated from pooling the direct separation and germination method results, was significantly higher in the old-growth forest than in the shrubland (Table 1). Seed density in the old-growth forest increased with soil depth: lower density values were found in the top layer (204.3 ± 93.7 seeds m^{-2}), followed by the middle layer, and the highest values were found in the bottom layer (523.5 ± 255.8 seeds m^{-2} Figure 2; Table 1). The opposite pattern was found in the shrubland, where seeds were concentrated in the top layer (although a wide variation was found with mean \pm SE = 204 ± 245 seeds m^2), containing about 65 % of the total seeds. The middle and bottom layer had lower seed density (Figure 2; Table 1).

Table 1. Statistical analysis of the soil seed bank densities for the total community and for four different successional plant groups in two stages of Andean forest in Pamplona, northeastern Colombia. χ^2 , degrees of freedom and p-values correspond to a generalized linear mixed model. * and ^{ns} denote significant and non-significant factors, respectively.

	χ^2	Habitat df	P	χ^2	Layers df	P	χ^2	Habitat:Layer df	P
Total community									
Separation	70.1	1	< 0.001	3.4	1	0.06 ^{ns}	253.4	1	< 0.001
Germination	266.4	1	< 0.001	4.6	1	0.03	1.7	1	0.18 ^{ns}
Successional groups									
Disturbed	82.2	1	< 0.001	123.7	2	< 0.001	265.7	2	< 0.001
Early	112.7	1	< 0.001	29.2	2	< 0.001	147.5	2	< 0.001
Intermediate	61.9	1	< 0.001	2.8	2	0.24 ^{ns}	13.4	2	0.001
Late	75.7	1	< 0.001	2.6	2	0.21 ^{ns}	3.2	2	0.2 ^{ns}

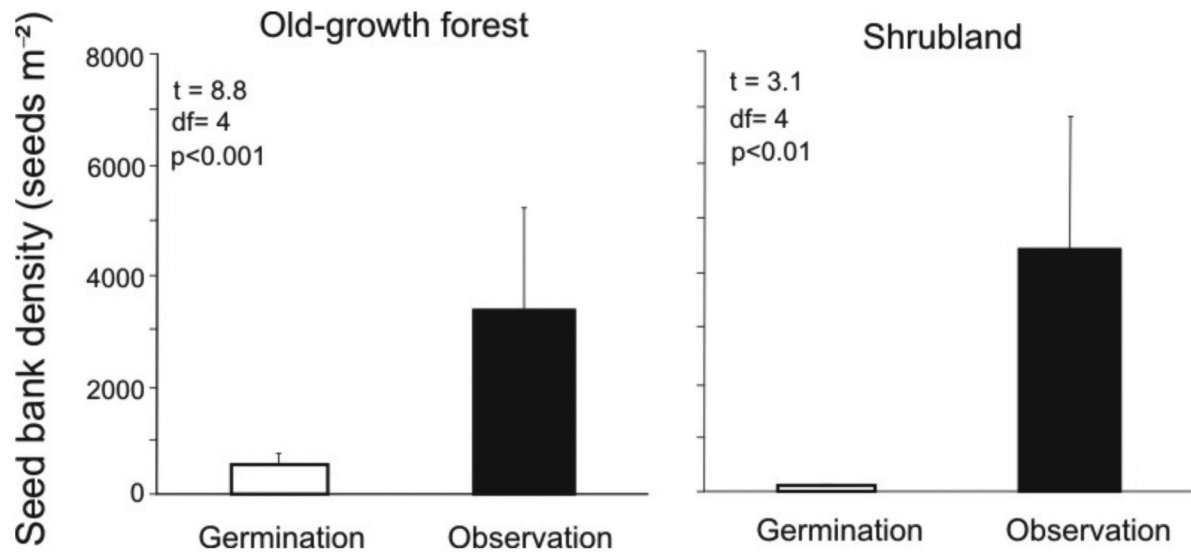


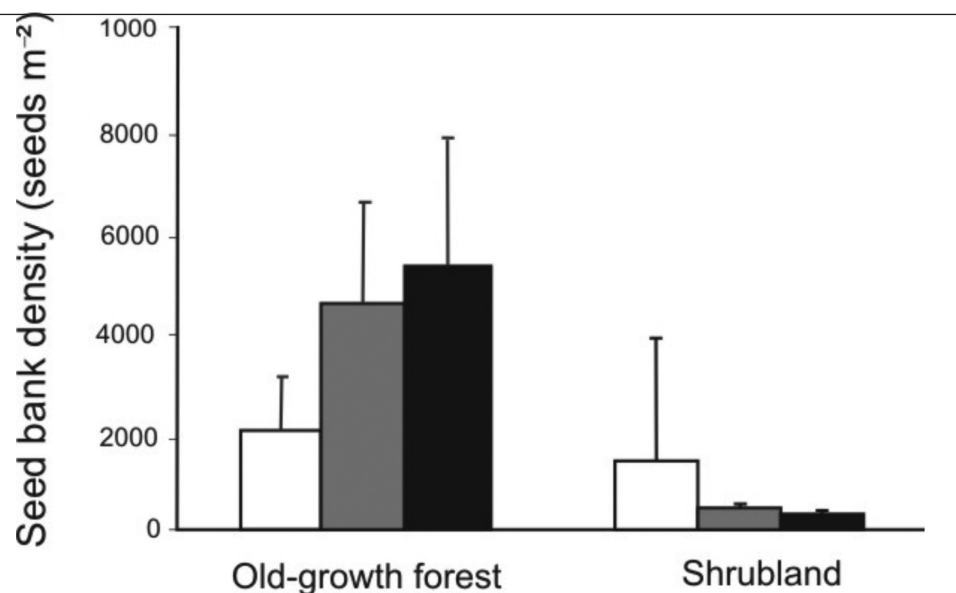
Figure 1. Soil seed bank density in old-growth forests and secondary forests of Andean forest in the El Volcán reserve, northeastern Colombia, comparing the different estimation methods for each successional stage. Error bars represent one standard error. The paired *t*-test results are included.

Seed bank community structure. We recorded the presence of all four different plant groups in the soil seed banks of both habitats. The relative abundance of each group differed significantly between habitats ($\chi^2 = 202.8$, $P < 0.001$; Figure 3). The shrubland was dominated (up to 91 %)

Table S11. Seed bank density (seeds.m², 20 cm depth) for identified taxa recorded in old-growth forest and shrubland sites at reserve El Volcán, Pamplona, Colombia. Species are arranged by successional forest and sampling method.

Successional	Specie	Observation		Germination	
		Old-growth forest	Shrubland	Old-growth forest	Shrubland
Disturbed	Ericaceae sp..	10.04	291.03	0	0
Disturbed	<i>Margyricarpus pinnatus</i> (Lam.) Kuntze.	0.49	0	0	0
Disturbed	<i>Phytolacca</i> sp.	91.19	2.14	27.16	1.15
Disturbed	<i>Rubus floribundus</i> Kunth.	84.28	7.74	4.77	0
Disturbed	<i>Rubus</i> sp.	0.49	0	0.16	0.33
Early	<i>Buddleja bullata</i> Kunth.	0.82	0.16	0	0
Early	<i>Cestrum parvifolium</i> Willd. ex Roem. & Schult.	0	0.66	0	0
Early	<i>Hesperomeles goudotiana</i> (Decne.) Killip	0.49	0	0	0
Early	<i>Miconia summa</i> Cuatrec.	27.98	24.86	0	0
Early	<i>Muehlenbeckia</i> sp.	13.33	0.33	1.65	0
Intermediate	<i>Bejaria</i> sp.	0.66	0	0	0
Intermediate	<i>Bomarea</i> sp.	1.98	0	1.15	0
Intermediate	<i>Escallonia</i> sp.	0	0	0.16	0
Intermediate	<i>Lachemilla</i> sp.	0	0	0.49	0
Intermediate	<i>Myrsine cf. dependens</i> (Ruiz & Pav.) Spreng.	7.08	1.98	2.47	0
Late	<i>Gaiadendron punctatum</i> (Ruiz & Pav.) G.Don.	0.16	0	0	0
Late	<i>Gaultheria</i> sp.	1.15	0	0	0
Late	<i>Oreopanax</i> sp.	2.96	0	0	0
Late	<i>Smilax</i> sp.	0	0	0.33	0
Late	<i>Solanum</i> sp.	4.44	0.16	0.82	0
Late	<i>Valeriana</i> sp.	0	0	0.16	0

Figure 2. Soil seed bank density in old-growth forests and secondary forest of Andean forest in the El Volcán reserve, northeastern Colombia, comparing the different estimation methods of direct separation and germination. Bars represent different soil sample depths: 0–5cm white, 5–10 cm light grey and 10–20 cm dark grey. Error bars represent one standard error.



by seeds of plants from disturbed areas, while only 74 % were from this group in the old-growth forest (Figure 2). In contrast, in the soil seed bank of the old-growth forest, seeds from intermediate and late successional stages were recorded with 4 and 20-fold higher densities than those from shrubland, respectively (Figure 3).

The disturbed group showed higher seed bank density than the other groups. Shrubland is especially dominated by this group of plants in the top soil layer with a mean of $113.7 (\pm 69.2)$ and very low or null density in deeper layers. In the old-growth forest, the density was significantly similar among layers (Table 1, Figure 4).

For the early plants group, the highest seed bank density was found in the middle soil layer in the old-growth forest, although it did not differ significantly from the other layers (Table 1, Figure 4). The seed bank densities of the species from the two more advanced successional groups (intermediate and late) showed significantly higher values in the old-growth forest than in the shrubland and densities among layers were similar. Late species in particular are relatively absent in the shrubland (Table 1, Figure 4).

The slope of the rank-abundance curves differed significantly between habitats ($F_{1,17} = 7.24$, $P = 0.001$), being more pronounced in the shrubland ($b = -0.33$) than in the old-growth forest

Figure 3. Structure of the soil seed bank in two successional stages of Andean forest in the El Volcán reserve, northeastern Colombia. The structure is based on four different successional groups pooling seed densities from the separation and germination methods.

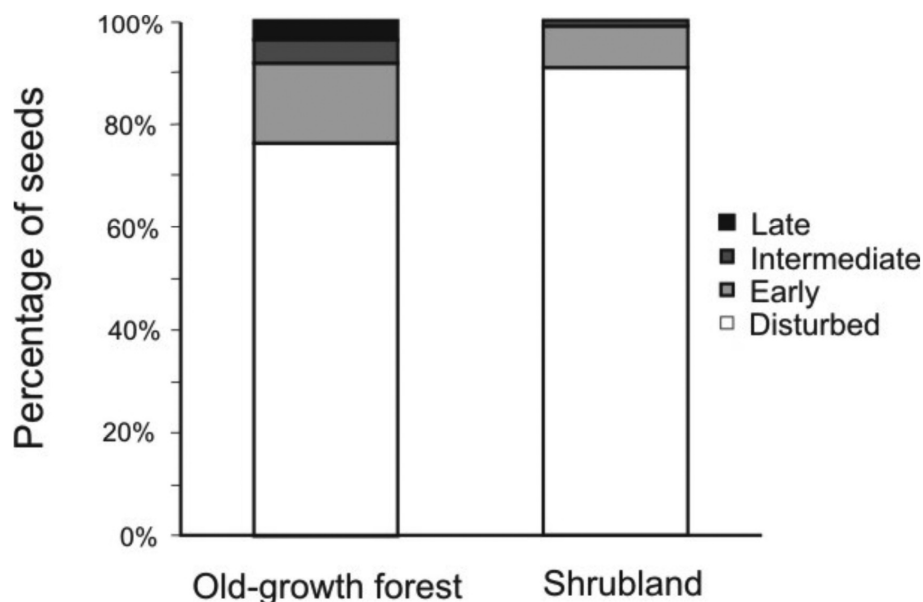


Figure 4. Dominance of communities based on rank-abundance curves for two successional stages of Andean forest in the El Volcán reserve, northeastern Colombia. The letter beside the species name denotes the successional group to which that species belongs: D = disturbed, E = early, I = intermediate and L = late species. The y-axis is scaled logarithmically.

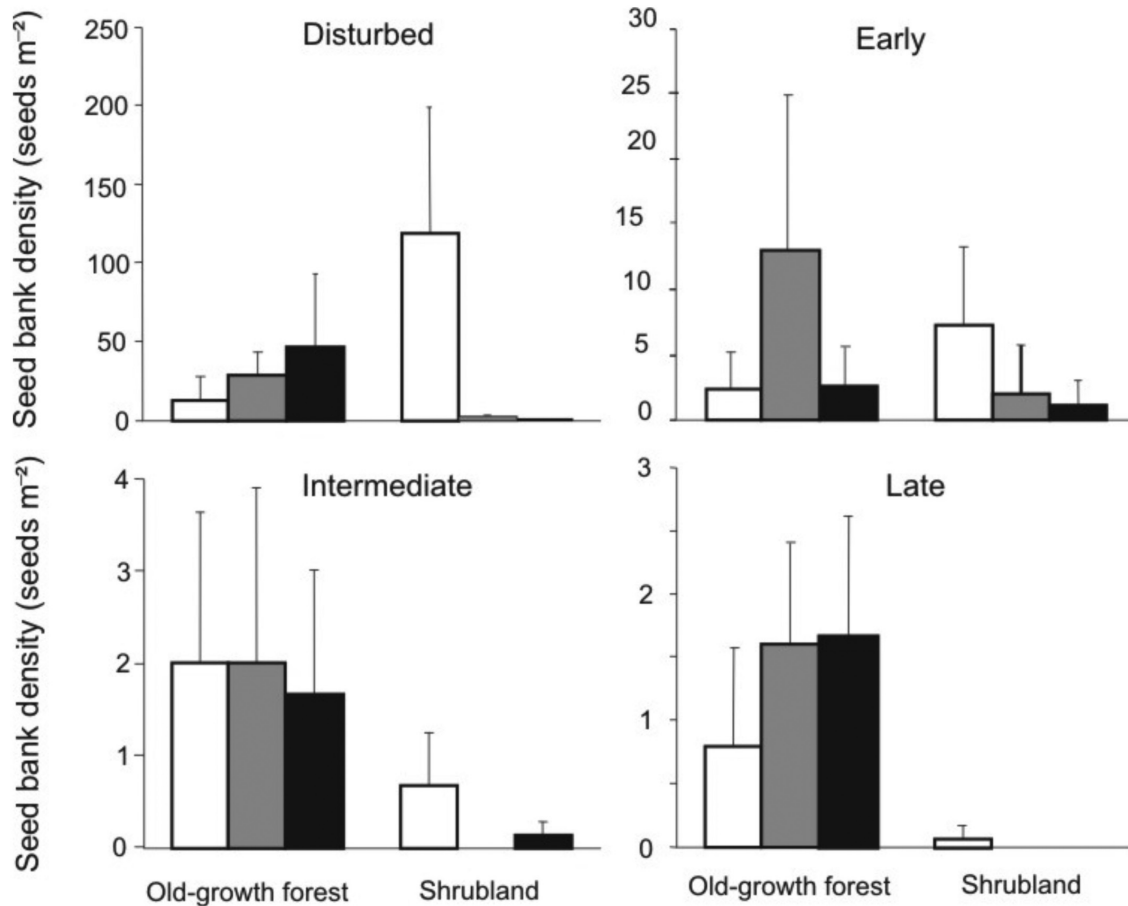
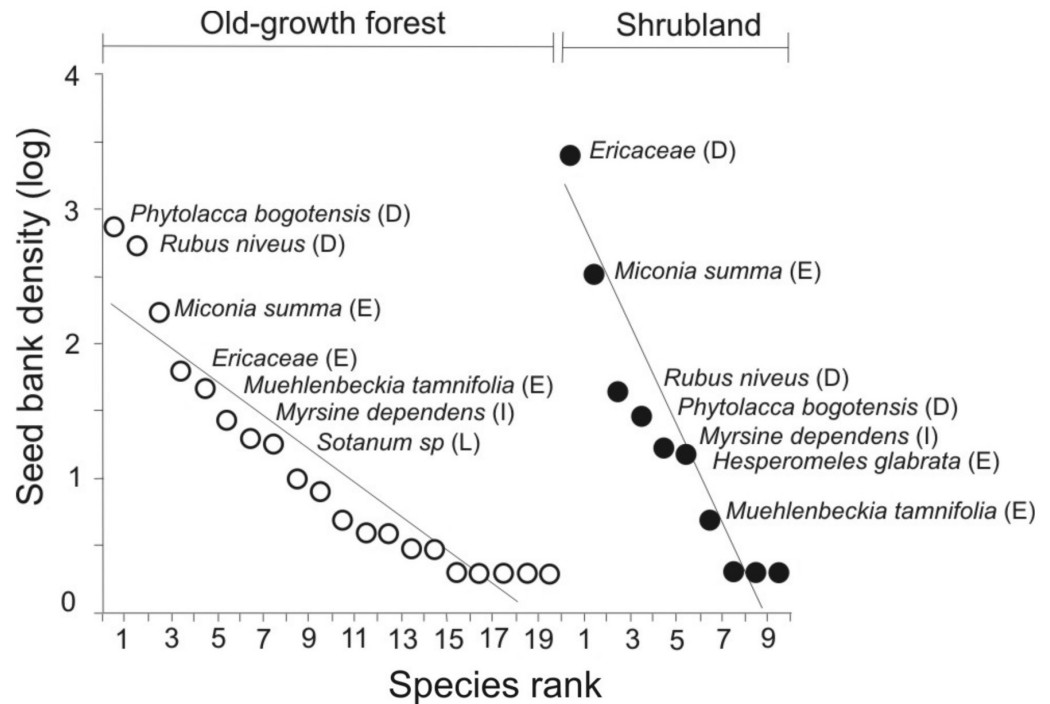
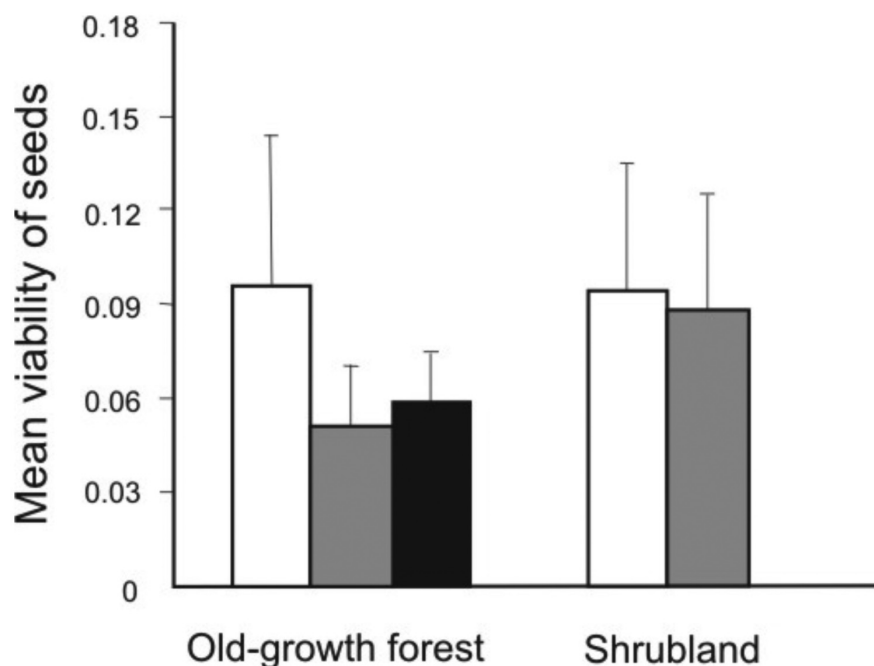


Figure 5. Soil seed bank density in two successional stages in the El Volcán reserve, northeastern Colombia. Charts indicate the four different successional groups. Bars represent different soil sample depths: 0–5 cm white, 5–10 cm light grey and 10–20 cm dark grey. Error bars represent one standard error.

Figure 6. Proportion of viable seeds in the soil seed bank in old-growth forest and secondary forest of Andean forest in the El Volcán reserve, north-eastern Colombia. Bars represent different soil sample depths: 0–5 cm white, 5–10 cm light grey and 10–20 cm dark grey. Error bars represent one standard error.



($b = -0.14$). This indicates a higher dominance of species in the shrubland and higher equitability in the old-growth forest. Ericaceae and *Miconia summa*, from the disturbed and early groups, were highly dominant in the shrubland and accounted for around 90 % of the seeds. In contrast, in the old-growth forest, five species were most abundant, and while these also corresponded to disturbed and early groups, there was no clearly dominant species. Moreover, most of the less abundant species, such as *Solanum* sp., *Oreopanax* and *Bomarea* sp., belonged to the intermediate and late groups, which were not found in the shrubland (Figure 5).

Viability. Overall the viability of seeds found with the direct separation method was low, with only 6.8 % and 5.9 % of the seeds from old-growth forest and shrubland, respectively, being viable. In general, viability decreases significantly with depth in the soil (Lay: $\chi^2 = 8.3$, $df = 2$, $P = 0.01$). In the old-growth forest, the seed bank from the bottom layer still showed viability, but this was not the case in the shrubland, where none of the seeds recorded from this depth were found to be viable (Lay:Hab: $\chi^2 = 7.6$, $df = 3$, $P = 0.05$, Figure 5).

Discussion

Direct separation vs. germination method. The fact that the diversity and density of the species found by using the direct separation method was higher compared to the germination method can be explained by three non-exclusive factors: 1) physiological, such as seed dormancy, longevity, and germination traits (Saatkamp *et al.* 2009, Gonzalez & Ghermandi, 2012); 2) ecological, such as storage time, germination requirements and high rates of dispersal/predation (Thompson *et al.* 2003, Daws *et al.* 2005, Walck *et al.* 2005, Bernhardt *et al.* 2008, Esquivel *et al.* 2008, Price *et al.* 2010, Gonzalez & Ghermandi 2012); and 3) morphological, such as seed size and seed coat (De Villiers *et al.* 1994, Facelli *et al.* 2005, Venable 2007, Price *et al.* 2010, Gonzalez & Ghermandi 2012). Similar results were found in a study with seed banks from natural grasslands in Patagonia by Gonzalez and Ghermandi (2012). These authors report a seed density which is four times higher with the direct separation method than with the germination method.

However, in the use of these two methods, there was very little overlap between them in species composition. Small seeds (< 1 mm) were only found with the seedling emergence method, whereas the seeds of species with specific germination requirements were found with the seed extraction method. Similar results were also reported by Ishikawa-Goto and Tsuyuzaki (2004) in

an evaluation of seed banks of Japanese broad-leaved plants from the old-growth forest. They compared two standard seed-bank estimation techniques (germination and flotation), finding that flotation could detect more species and seeds in the soils than germination. However, many species that were extracted by flotation did not germinate because the seeds cannot be readily germinated and are structurally weak.

All of the studies evaluating seed banks in high Andean ecosystems in Colombia use the germination method exclusively (Jaimes-Sánchez & Rivera-Ospina 1991, Acosta 2004, Cardona-Cardozo & Vargas-Ríos 2004, Moscoso & Diez 2005, Cantillo *et al.* 2008). We believe that this is a limited method by which to characterize the soil seed banks of these ecosystems, principally because species with low seed production are difficult to detect in the soil seed bank (Thompson & Grime 1979). Therefore, when the goal of a study is to compare successional stages in order to evaluate the regenerative potential of the ecosystem through the soil seed bank, the germination method may be biased and should not be employed as the only method. Analysis of seed bank composition by a single method may produce differences in terms of density and diversity of species since the extraction method includes apparently healthy but not viable seeds (Warr *et al.* 1993) and the germination method only detects the germination fraction of the seed bank (Brown 1992). We therefore believe that the method of direct separation should be used as a complementary method in combination with another method for a more precise characterization of the soil seed bank in the Andean forest. The results of this study should be interpreted with caution.

Soil seed bank density. When the direct separation method was used, the total density of the soil seed bank in the old-growth forest was lower and showed less variation than that found in the shrubland. In general, it is accepted that old-growth forests have lower soil seed bank densities than those in disturbed areas (Gómez-Pompa *et al.* 1972, López-Toledo & Martínez-Ramos 2011). Comparing the soil seed bank of the old-growth forest with the sole previous study of Andean forests in Colombia and elsewhere, we found an approximately 0.4-fold lower density (1,813 seeds m⁻²; Jaimes-Sánchez & Rivera-Ospina 1991). The dominant species in that study included a non-pioneer tree (*Weinmannia tomentosa*), pioneer herbs, lianas and shrub species characteristic of the Andean forest and alpine páramo. Many other species, however, such as cyperaceae, shrubs and herbs, were also included. Species such as *Hypochoeris radicata* and *Phytolacca bogotensis*, which are characteristic of disturbed and agricultural areas, were found with very high densities (Jaimes-Sánchez & Rivera-Ospina 1991). The study was conducted on a small forest reserve that is highly fragmented and disturbed, as well as being surrounded by pasture and croplands, which may explain the presence of this high seed bank density (Jaimes-Sánchez & Rivera-Ospina 1991).

We found that the density of soil seed banks of old-growth forests increased with depth. The same trend was found by Kjellsson (1992) in a study of seed banks in Danish deciduous forest. Upon evaluating the distribution pattern in soil, he found that small seeded grasses and herbs with hard seed coats (e.g. *Carex* and *Rubus* spp.) were predominantly located deep in the soil. He related the depth at which the seeds were found with their ability to survive long term (Kjellsson 1992). Although this tendency is not generalized, it has been observed in some species such as *Carex pilulifera* (30 yr, Hill & Stevens, 1981). For the other part in shrubland, higher densities were mainly found in the top layer (0–5 cm). Other studies of high Andean ecosystems, such as páramo (Vargas & Rivera-Ospina 1990, Cardenas *et al.* 2002), cloud forest (Alvarez-Aquino *et al.* 2005) and oak forest (Moscoso & Diez 2005) also report higher seed densities in the top layer. In our study, the shrubland had higher seed density in the surface soil, while seed density in the old-growth forest was highest at greater depth. The presence of seeds in deeper soil layers may be explained by the vertical transport of seeds by water movement or animals such as ants, beetles, worms and rodents, horizontal transport by wind, or runoff migration into deeper soil layers (Garwood 1989, Gutterman 1993, Dalling & Denslow. 1998, Cárdenas *et al.* 2002). These seeds may play a key role, especially in natural gap areas produced by treefall, when seeds become exposed and can initiate the regeneration process (Martínez-Ramos *et al.* 1988).

Seed bank community structure. In our study, we found a clear successional trend, as the shrubland was mainly dominated by disturbed and early species. While in old growth forest there

was a high density of disturbed species, intermediate and late stage species were also present. The study by Martins and Engel (2007) in a Brazilian tropical forest supports these results; these authors report a higher proportion of secondary species in the soil seed banks of disturbed sites, which demonstrates the importance of the seed bank for forest succession and restoration. The soil seed banks of less disturbed sites, however, presented a higher abundance of trees, shrubs and lianas. Similar results have been found by Baider *et al.* (2001) in forest stands of different fallow ages. These authors report dominance by herbaceous plants at the early successional stage (5 years old), whereas woody species dominate the advanced stages, such as secondary (27 years old) and old-growth forest. Elsewhere other studies report similar results to those described here (Ma *et al.* 2011, Maza-Villalobos *et al.* 2011).

Early successional pioneer species are common in the seed banks of several successional stages, including forest (Maza-Villalobos *et al.* 2011). In our case, we found species such as *Miconia summa*, *Cestrum parvifolium*, *Hesperomeles goudotiana*, *Muehlenbeckia* sp., and *Buddleja* sp. in both stages. In general, this pattern is observed in tropical environments where the highest densities of seeds belong to early successional species (Rico-Gray & García-Franco, 1992, Miller 1999, López-Toledo & Martínez-Ramos 2011, Maza-Villalobos *et al.* 2011). High seed density and a large number of pioneer species in the soil seed bank can contribute to the regeneration process, under natural conditions or as part of active restoration of degraded sites (Vázquez-Yanes & Orozco-Sergovia 1990, Thompson *et al.* 1997, Grime 2001, Ma *et al.* 2011).

Late successional species are mainly found at advanced successional stages, but they can also be found at early or intermediate stages (Baider *et al.* 2001, Maza-Villalobos *et al.* 2011). In the case of our study, we found tree species such as *Gaultheria* sp., *Gaiadendron punctatum*, *Smilax* sp., *Valeriana* sp., and *Oreopanax* sp. which were exclusive to old-growth forest. Alvarez-Aquino *et al.* (2005) assessed areas with different degrees of disturbance in cloud forest fragments in Mexico where the seed bank is larger and mainly dominated by tree species. We believe the absence of seeds of these species in the shrubland is a result of the isolation, size and severity of disturbance, and the regeneration strategy of the colonizing species, as has been found in other studies (Garwood 1989). Such characteristics are common in fragmented landscapes (Poschlod *et al.* 1996).

Viability. The observed average viability of seeds from these samples (3–30%) is consistent with levels reported in other studies in which various methods were used to determine viability (Roberts 1981, Gross 1990). Gross (1990) found, however, that the presence of large numbers of viable seeds in soil makes it difficult to draw conclusions from studies about seed densities using separation and direct counting. The low viability found with the direct separation method could be the result of fungal attack, predation (Schafer & Kotanen 2003) or simply the aging of seeds (Priestley 1986). We found differences in the number of viable seeds between successional stages; in old-growth forest, we found a greater number of viable seeds at all depths, possibly caused by litter accumulation (Facelli & Pickett 1991, Egawa & Tsuyuzaki 2013) or differences in soil type and moisture content (Bekker *et al.* 2000). The opposite pattern was observed in the shrubland, a fact that has been explained by low litter accumulation in the initial stages of succession; litter then gradually accumulates and increases as succession progresses (Facelli & Pickett 1991). Litter reduces light intensity and temperature fluctuations, among other micro-environmental factors (Donath & Eckstein 2010, Egawa & Tsuyuzaki 2013). This in turn may act to maintain seeds within or below the litter in an ungerminated but viable state (Wijayratne & Pyke 2012).

Although the tetrazolium viability test has been widely used and is officially recognized by the International Seed Testing Association (Hartmann & Kester 1983), this method has frequently been found to be inconsistent. This has been attributed to variation in the permeability of the seed coat (Van Waes & Debergh 1986). Moreover, the reliability of the test has been questioned given the bias associated with the preparation and interpretation of the stain (van Hezewijk *et al.* 1993). Although we used a stereoscope to evaluate the external structure of all seeds extracted by the method of direct separation in order to make sure they did not have apparent damage, in order to have a more accurate approximation of the structure and density of the seed bank it is necessary to evaluate other methods used to assess the viability of the seeds obtained by the method of direct separation such as the recovery rate of seeds or microscopic evaluation of the embryo, and thus avoid overestimation of seed density by this method.

Our results show that the direct separation method enables a higher density and diversity in the soil seed bank to be detected. By using the germination method, however, we recorded species that were undetected by the separation method. We therefore recommend the complementary use of these two methods in order to obtain an optimum description of the composition and structure of the soil seed bank of Andean forests. The seeds found in the soil seed banks of the two stages belong to different successional groups, a fact which could increase ecosystem resilience to disturbance. We believe one key point in the study of soil seed banks is to identify the process and mechanisms that trigger/inhibit seed germination in the forest soil and the manner in which the soil seed bank responds to different disturbances. Because recovery of the high Andean ecosystems may be limited by the propagule sources, we believe that the composition of seed banks at different depths may be essential to the natural recovery process and even to planned restoration measures.

Acknowledgments

The authors thank to the Corporación Autónoma Regional de la Frontera Nororiental (CORPONOR) for allowing the study within the El Volcán Reserve, municipality of Pamplona, Colombia. The University of Pamplona Colombia provided the necessary materials for the execution of this project. Fredy Solano Ortega and Numa Pavón and anonymous reviewers made comments that substantially improved the manuscripts.

Literature cited

- Acosta MS. 2004. *Efecto de borde sobre el banco de semillas germinable en un fragmento de bosque altoandino (Reserva Forestal Municipal de Cogua, Cundinamarca)*. Thesis, Universidad Nacional de Colombia. Alvarez-Aquino C, Williams-Linera G, Newton AC. 2005. Disturbance Effects on the Seed Bank of Mexican Cloud Forest Fragments. *Biotropica* **37**: 337-342. DOI: 10.1111/j.1744-7429.2005.00044.x
- Alvarez-Buylla ER, Martínez-Ramos M. 1990. Seed bank versus seed rain in the regeneration of a tropical pioneer tree. *Oecologia* **84**: 314-325. DOI: 10.1007/BF00329755
- Baider C, Tabarelli M, Mantovani W. 2001. The soil seed bank during Atlantic Forest regeneration in Southeast Brazil. *Brazilian Journal of Biology* **61**: 35-44. DOI: 10.1590/S0034-71082001000100006
- Bates D, Maechler M, Bolker B. 2012. Linear mixed-effects models using S4 classes. <http://cran.r-project.org/web/packages/lme4/index.html>. Accessed 29 May 2013.
- Bekker RM, Verweij GL, Bakker JP, Fresco LFM. 2000. Soil seed bank dynamics in hayfield succession. *Journal of Ecology* **88**: 594-607. DOI: 10.1046/j.1365-2745.2000.00485.x
- Bernhardt KG, Koch M, Kropf M, Ulbel E, Webhofer J. 2008. Comparison of two methods characterising the seed bank of amphibious plants in submerged sediments. *Aquatic Botany* **88**: 171-177. DOI: 10.1016/j.aquabot.2007.10.004
- Brown D. 1992. Estimating the composition of a forest seed bank: a comparison of the seed extraction and seedling emergence methods. *Canadian Journal of Botany* **70**: 1603-1612. DOI: 10.1139/b92-202
- Cantillo E, Rangel J.O. 2011. La estructura y el patrón de la riqueza de la vegetación del parque nacional Natural Los Nevados. In: Rangel JO, ed. *Colombia Diversidad Biológica XI. Patrones de la estructura y de la riqueza de la vegetación de Colombia* Bogotá: Universidad Nacional de Colombia - Instituto de Ciencias Naturales 69-125.
- Cárdenas C, Posada-Vergara CV, Vargas O. 2002. Banco de semillas germinable de una comunidad vegetal de páramo húmedo sometido a quema y pastoreo (Parque Nacional Natural Chingaza, Colombia). *ECOTROPICO* **15**: 51-60.
- Cardona-Cardozo A, Vargas-Ríos O. 2004. El banco de semillas germinable de especies leñosas en dos bosques subandinos y su importancia para la restauración ecológica (Reserva Biológica Cachalú-Santander, Colombia). *Revista Colombia Forestal* **8**: 60-74.
- Cantillo HEE, Castiblanco GV, Pinilla MDF, Alvarado CL. 2008. Caracterización y valoración del potencial de regeneración del banco de semillas germinable de la reserva forestal cápatos (Guasca, Cundinamarca). *Revista Colombia Forestal* **11**: 45-70.
- Cavelier J, Tobler A. 1998. The effect of abandoned plantations of *Pinus patula* and *Cupressus lusitanica* on soils and regeneration of a tropical montane rain forest in Colombia. *Biodiversity and Conservation* **7**: 335-347. DOI: 10.1023/A:1008829728564
- Chippindale HG, Milton WEJ. 1934. On the viable seeds present in the soil beneath pastures. *Journal of Ecology* **22**: 508-531. DOI: 10.2307/2256187

- Connell JH, Slatyer RO. 1977. Mechanisms of succession in natural communities and their role in community stability and organization. *The American Naturalist* **111**:1119-1144.
- Cortés-S SP. 2003. Estructura de la vegetación arbórea y arbustiva en el costado oriental de la serranía de Chía (Cundinamarca, Colombia). *Caldasia* **25**:119-37.
- Costa LC, Pavani MCMD, Moro FV, Perecin D. 2003. Viabilidade de sementes de acerola (Malpighia emarginata DC): avaliação da vitalidade dos tecidos. *Revista Brasileira de Fruticultura* **25**: 532-534.
- Crawley MJ. 2012. The R book. John Wiley & Sons Ltd, Chichester, UK.
- Cuatrecasas J. 1958. Aspectos de la vegetación natural de Colombia. *Revista de la Academia Colombiana de Ciencias Exactas* **10**: 221-268.
- Dalling JW, Denslow JS. 1998. Soil seed bank composition along a forest chronosequence in seasonally moist tropical forest, Panama. *Journal of Vegetation Science* **9**: 669-678. DOI: 10.2307/3237285
- Daws MI, Pearson TRH, Burslem DFRP, Mullins CE, Dalling JW. 2005. Effects of topographic position, leaf litter and seed size on seedling demography in a semi-deciduous tropical forest in Panamá. *Plant Ecology* **179**: 93-105. DOI: 10.1007/s11258-004-5801-4
- De Villiers AJ, Van Rooyen MW, Theron GK. 1994. Comparison of two methods for estimating the size of the viable seed bank of two plant communities in the Strandveld of the west coast, South Africa. *South African Journal of Botany* **60**: 81-84. DOI: 10.1016/S0254-6299(16)30664-0
- Donath TW, Eckstein RL. 2010. Effects of bryophytes and grass litter on seedling emergence vary by vertical seed position and seed size. *Plant Ecology* **207**: 257-268. DOI: 10.1007/s11258-009-9670-8
- Dupuy JM, Chazdon RL. 1998. Long term effects of forest regrowth and selective logging on the seed bank of tropical forest in NE Costa Rica. *Biotropica* **30**:223-237. DOI: 10.1111/j.1744-7429.1998.tb00057.x
- Egawa C, Tsuyuzaki S. 2013. The effects of litter accumulation through succession on seed bank formation for small- and large-seeded species. *Journal of Vegetation Science* **24**:1062-1073. DOI: 10.1111/jvs.12037.
- Esquivel MJ, Harvey CA, Finegan B, Casanoves F, Skarpe C. 2008. Effects of pasture management on the natural regeneration of neotropical trees. *Journal of Applied Ecology* **45**:371-380. DOI: 10.1111/j.1365-2664.2007.01411.x.
- Etter A. 1993. Diversidad ecosistémica de Colombia hoy. In: Cárdenas S, & Correa HD, eds. *Nuestra Diversidad Biológica*. Bogotá: CEREC y Fundación Alejandro Angel Escobar, 47-66.
- Facelli JM, Pickett SA. 1991. Plant litter: Its dynamics and effects on plant community structure. *The Botanical Review* **57**: 1-32.
- Facelli JM, Chesson P, Barnes N. 2005. Differences in seed biology of annual plants in arid lands: a key ingredient of the storage effect. *Ecology* **86**: 2998-3006. DOI: 10.1890/05-0304.
- Fandiño MC, Ferreira P. 1998. *Colombia biodiversidad siglo XXI: Propuesta técnica para la formulación de un plan de acción nacional en biodiversidad*. Bogotá: Instituto de Investigación de Recursos Biológicos Alexander von Humboldt, Ministerio del Medio Ambiente y Departamento Nacional de Planeación.
- Faraway JJ. 2005. *Extending the Lineal Model with R: Generalized Linear, Mixed Effects and Nonparametric Regression Models*. New York: Chapman & Hall/CRC.
- Fenner M. 1985. *Seed Ecology*. Chapman and Hall, London.
- Fournier DA, Skaug HJ, Ancheta J, Ianelli J, Magnusson A, Maunder M, Nielsen A, Sibert J. 2012. AD Model Builder: using automatic differentiation for statistical inference of highly parameterized complex nonlinear models. *Optim. Methods Softw.*, **27**: 233-249.
- Garwood NC. 1989. Tropical soil seed banks: a review. In: Leck MA, Parker VT & Simpson RL, eds. *Ecology of Soil Seed Banks*. London: Academic Press, 149-209.
- Gómez-Pompa A, Vázquez-Yanes C, Guevara S. 1972. The tropical rain forest: A nonrenewable resource. *Science* **177**: 762-765. DOI: 10.1126/science.177.4051.762
- Gonzalez S, Ghermandi L. 2012. Comparison of methods to estimate soil seed banks: the role of seed size and mass. *Community Ecology* **13**: 238-242. DOI: 10.1556/ComEc.13.2012.2.14
- Grime JP. 2001. *Plant Strategies, Vegetation Processes, and Ecosystem Properties*. West Sussex: John Wiley & Sons Ltd.
- Gross KL. 1990. A comparison of methods for estimating seed numbers in the soil. *Journal of Ecology* **78**: 1079-1093. DOI: 10.2307/2260953
- Guterman Y. 1993. *Seed Germination in Desert Plants*. Berlin: Springer-Verlag.
- Hartmann HT, Kester DE. 1983. *Plant Propagation. Principles and Practices*. New Jersey: Prentice-Hall.
- Hill MO, Stevens PA. 1981. The density of viable seed in soil of forest plantation in upland Britain. *Journal of Ecology* **69**: 693-709. DOI: 10.2307/2259692
- Hills SC, Morris DM. 1992. *The function of seed banks in northern forest ecosystems: a literature review*. Ontario: Ministry Natural Resources.
- Hopfensperger K. 2007. A review of similarity between seed bank and standing vegetation across ecosystems. *Oikos* **116**: 1438-1448. DOI: 10.1111/j.0030-1299.2007.15818.x

- Ishikawa-Goto M, Tsuyuzaki S. 2004. Methods of estimating seed banks with reference to long-term seed burial. *Journal of Plant Research* **117**: 245-248. DOI: 10.1007/s10265-004-0147-5
- Izsák J. 2006. Some practical aspects of fitting and testing the Zipf-Mandelbrot model. *Scientometrics* **67**: 107-120. DOI: 10.1007/s11192-006-0052-x
- Jaimes-Sánchez V, Rivera-Ospina D. 1991. Banco de semillas y tendencias en la regeneración natural de un bosque alto andino en la región de Monserrate (Cundinamarca, Colombia). *Pérez-Arbelaezia* **3**: 3-36.
- Kjellsson G. 1992. Seed Banks in Danish deciduous forests: species composition, seed influx and distribution pattern in soil. *Ecography* **15**: 86-100. DOI: 10.1111/j.1600-0587.1992.tb00012.x
- Kwiatkowska-Falińska AJ, Jankowska-Błaszczuk M, Wódkiewicz M. 2011. The pattern of seed banks during secondary succession on poor soils. *Acta Societatis Botanicorum Poloniae* **4**: 269-274. DOI: 10.5586/asbp.2011.040
- López-Toledo L, Martínez-Ramos M. 2011. The soil seed bank in abandoned tropical pastures: source of regeneration or invasion?. *Revista Mexicana de Biodiversidad* **82**: 663-678.
- Ma M, Zhou X, Du G. 2011. Soil seed bank dynamics in alpine wetland succession on the Tibetan Plateau. *Plant and Soil* **346**: 19-28. DOI: 10.1007/s11104-011-0790-2
- Malone CR. 1967. A rapid method for enumeration of viable seed in soil. *Weed Science* **15**: 381-382.
- Martinez-Ramos M, Alvarez-Buylla E, Sarukhan J, Pinero D. 1988. Treefall age determination and gap dynamics in a tropical forest. *Journal of Ecology* **76**: 700-716. DOI: 10.2307/2260568
- Martins AM, Engel VL. 2007. Soil seed banks in tropical forest fragments with different disturbance histories in southeastern Brazil. *Ecological Engineering* **31**: 165-174. DOI:10.1016/j.ecoleng.2007.05.008
- Maza-Villalobos S, Lemus-Herrera C, Martínez-Ramos M. 2011. Successional trends in soil seed banks of abandoned pastures of a Neotropical dry region. *Journal of Tropical Ecology* **27**:35-49. DOI: 10.1017/S0266467410000611
- Meli P. 2003. Restauración ecológica de bosques tropicales. Veinte años de investigación académica. *Interciencia* **28**: 581-589.
- Miller PM. 1999. Effects of deforestation on seed banks in a tropical deciduous forest of western Mexico. *Journal of Tropical Ecology* **15**: 179-188.
- Montenegro AL, Vargas RO. 2005. Estrategias de regeneración del banco de semillas en una comunidad de bosque alto andino secundario. In: Bonilla A, ed. *Estrategias adaptativas de plantas del páramo y del bosque alto andino en la cordillera Oriental Colombiana*. Bogotá: Universidad Nacional de Colombia.
- Moscoso MLB, Diez GMC. 2005. Banco de semillas en un bosque de roble de la cordillera central colombiana. *Revista Facultad Nacional de Agronomía Medellín* **58**: 2931-2943.
- Mueller-Dombois D & Ellenberg H. 1974. *Aims and Methods of Vegetation Ecology*. New York: John Wiley & Sons.
- Murcia-Rodríguez MA. 2010. Productividad primaria neta del bosque altoandino en la cuenca del río Pamplonita (Norte de Santander, Colombia). Sucesión regenerativa del bosque alto andino. Ph.D. Thesis, Universidad Nacional de Colombia.
- Olson DM, Dinerstein E. 1998. *Global 200: Priority ecoregions for global conservation*. *Annals of the Missouri Botanical Garden* **89**: 99-224. DOI: 10.2307/3298564
- Peterson CJ, Carson WP. 1996. Generalizing forest regeneration models: the dependence of propagule availability on disturbance history and stand size. *Canadian Journal of Forest Research* **26**: 45-52. DOI: 10.1139/x26-005
- Pinheiro JC, Bates DM. 2000. *Mixed-effects models in S and S-Plus*. Springer-Verlag New York. 523 p.
- Poschlod P, Bakker J, Bonn S, Fischer S. 1996. Dispersal of Plants in Fragmented Landscapes In: Settele J, Margules C, Poschlod P, Henle K, eds. *Species Survival in Fragmented Landscapes*. Dordrecht: Kluwer Academic Publishers, 123-127.
- Price JN, Wright BR, Gross CL, Whalley WRDB. 2010. Comparison of seedling emergence and seed extraction techniques for estimating the composition of soil seed banks. *Methods in Ecology and Evolution* **1**:151-157. DOI: 10.1111/j.2041-210X.2010.00011.x.
- Priestley CA. 1986. *Seed Aging: Implications for Seed Storage and Persistence in the Soil*. Ithaca: Comstock Publishing Associates.
- Quintana-Ascencio PF, González-Espinosa M, Ramírez-Marcial N, Domínguez-Vázquez G, Martínez-Icó M. 1996. Soil seed bank and regeneration in tropical rain forest from milpa field at the selva Lacandona, Chiapas, Mexico. *Biotropica* **28**: 192-209. DOI: 10.2307/2389074.
- The R Core Team. 2009. R a language and environment for statistical computing. R Foundation for Statistical Computing, Vienna, Austria.
- Roberts HA. 1981. Seed banks in soils. *Advances in Applied Biology* **6**: 1-55. <http://www.jstor.org/stable/2404042>.
- Rico-Gray V, García-Franco JG. 1992. Vegetation and soil seed bank of successional stages in tropical lowland deciduous forest. *Journal of Vegetation Science* **3**: 617-624. DOI: 10.2307/3235828

Received:
October 29th, 2015

Accepted:
June 22nd, 2016

- Saatkamp A, Affre L, Dutoit T, Poschlod P. 2009. The seed bank longevity index revisited: limited reliability evidence from a burial experiment and database analyses. *Annals of Botany* **104**: 715-724. DOI:10.1093/aob/mcp148.
- Sánchez Montaña LR, Gelviz-Gelvez SM. 2004. Aspectos florísticos y fitogeográficos de Pamplona. *Bistua: Revista de la Facultad de Ciencias Básicas* **2**: 43-49.
- Sánchez Montaña LR, Gelviz GSM, Solano-Ortega F. 2007. Plantas con flores de la reserva el Volcán, vereda Alto Grande Pamplona, Norte de Santander. *Bistua: Revista de la Facultad de Ciencias Básicas* **5**: 27-34.
- Schafer M, Kotanen PM. 2003. The influence of soil moisture on losses of buried seeds to fungi. *Acta Oecologica* **24**: 255-263. DOI:10.1016/j.actao.2003.09.001
- Skaug H, Fournier D, Nielsen A, Magnusson A and Bolker B. 2012. Generalized Linear Mixed Models using AD Model Builder. R package version 0.7.5.
- Ter Heerdt GNJ, Verweij GL, Bekker RM, Bakker JP. 1996. An improved method for seed-bank analysis: seedling emergence after removing the soil by sieving. *Functional Ecology* **10**: 144-151. DOI: 10.2307/2390273.
- Thompson K, Grime JP. 1979. Seasonal variation in the seed banks of herbaceous species in ten contrasting habitats. *Journal of Ecology* **67**: 893-921. DOI: 10.2307/2259220.
- Thompson K, Bakker JP, Bekker RM. 1997. *The Soil Seed Banks of North West Europe: Methodology Density and Longevity*. Cambridge: Cambridge University Press.
- Thompson K, Ceriani RM, Bakker JP, Bekker RM. 2003. Are seed dormancy and persistence in soil related? *Seed Science Research* **13**: 97-100. DOI: 10.1079/SSR2003128.
- Tsuyuzaki S. 1994. Fate of plants from buried seeds on Volcano Usu, Japan, after the 1977-1978 eruptions. *American Journal of Botany* **81**: 395-399.
- Van Hezewijk MJ, Van Beem AP, Verkleij JAC, Pieterse AH. 1993. Germination of *Orobancha crenata* seeds, as influenced by conditioning temperature and period. *Canadian Journal of Botany* **71**: 786-792. DOI: 10.1139/b93-090
- Van Waes JM, Debergh PC. 1986. Adaptation of the tetrazolium method for testing the seed viability, and scanning electron microscopy study of some Western European orchids. *Physiologia plantarum* **66**: 435-442. DOI: 10.1111/j.1399-3054.1986.tb05947.x
- Vargas RO, Rivera-Ospina D. 1990. El páramo un ecosistema frágil. *Cuadernos de agroindustria y economía rural* **25**: 145-163.
- Vázquez-Yanes C, Orozco-Sergovia A. 1990. Seed dormancy in the tropical rain forest In: Bawa KS & Hadley M, eds. *Reproductive Ecology of Tropical Plants*. Paris: The Parthenon Publishing Group.
- Venable DL. 2007. Bet hedging in a guild of desert annuals. *Ecology* **88**: 1086-1090. DOI: 10.1890/06-1495
- Vieira ICG, Proctor J. 2007. Mechanisms of plant regeneration during succession after shifting cultivation in eastern Amazonia. *Plant Ecology* **192**: 303-315. DOI 10.1007/s11258-007-9327-4
- Walck JL, Baskin JM, Baskin CC, Hidayati SN. 2005. Defining transient and persistent seed banks in species with pronounced seasonal dormancy and germination patterns. *Seed Science Research* **15**: 189-196. DOI: https://doi.org/10.1079/SSR2005209.
- Warr SJ, Thompson JK, Kent M. 1993. Seed bank as a neglected area of biogeographic research: a review of literature and sampling techniques. *Progress in Physical Geography* **17**: 329-347. DOI: 10.1177/030913339301700303
- Werner PA, Platt WJ. 1976. Ecological relationships of co-occurring goldenrods (*Solidago*; Compositae). *The American Naturalist* **110**: 959-971
- Wijayratne UC, Pyke DA. 2012. Burial increases seed longevity of two *Artemisia tridentata* (Asteraceae) subspecies. *American Journal of Botany* **99**: 438-447. DOI:10.3732/ajb.1000477.