

HOW DOES THE PRESENCE OF ENDOSPERM AFFECT SEED SIZE AND GERMINATION?

SUSANA VALENCIA-DÍAZ^{1, 4}, ALEJANDRO FLORES-MORALES², ALEJANDRO FLORES-PALACIOS³
AND IRENE PEREA-ARANGO¹

¹Centro de Investigación en Biotecnología. Universidad Autónoma del Estado de Morelos,
Cuernavaca Morelos, México.

²Facultad de Ciencias Biológicas. Universidad Autónoma del Estado de Morelos, Cuernavaca, Morelos, México.

³Centro de Investigación en Biodiversidad y Conservación. Universidad Autónoma del Estado de Morelos,
Cuernavaca Morelos, México.

⁴Author for correspondence: susana.valencia@uaem.mx

Abstract: Endospermic seeds may germinate more successfully than non-endospermic seeds. The quantity of reserves of endosperm is directly related to seed size; large seeds may present faster and higher percentages of germination than small seeds. We investigate whether capacity and time of germination differ between seeds with and without endosperm in two species of Brassicaceae (*Lepidium virginicum* and *Brassica rapa*) and two species of Fabaceae (*Crotalaria pumila* and *Medicago sativa*). We also investigate whether seed size within each seed type influences the percentage and time of germination. Seeds were collected from populations of these species, weighed and classified as large or small. Large and small seeds of species of both families, with both endospermic and non-endospermic seeds, were germinated under controlled conditions. Endospermic Brassicaceae seeds presented a higher percentage of germination than the non-endospermic seeds; however germination times were similar between seed type and seed size. Non-endospermic seeds of Fabaceae germinated more than the endospermic seeds of the same family, non-endospermic seeds also germinate faster. Regardless of the presence of endosperm, large seeds presented a higher percentage of germination than small seeds. However, it is not possible to generalize that seeds with endosperm will be of greater size and thus present higher percentages of germination, since the species of Fabaceae do not fit this pattern. It is inferred that the endosperm acts as a storage tissue in Brassicaceae, while in Fabaceae it may function more as a protective barrier for the embryo, but confirmation of this would require further research.

Key words: Brassicaceae, cotyledons, dicotyledons, embryo, Fabaceae.

Resumen: Semillas endospermicas tendrían una germinación más exitosa que semillas no endospermicas. La cantidad de reservas del endospermo guarda una relación directa con el tamaño de las semillas; semillas grandes tendrían mayor porcentaje y tasa de germinación que semillas pequeñas. Investigamos si el porcentaje y el tiempo de germinación difiere entre semillas con y sin endospermo en dos especies de Brassicaceae (*Lepidium sativum* y *Brassica rapa*) y dos especies de Fabaceae (*Crotalaria pumila* y *Medicago sativa*). Se investigó también si el tamaño de las semillas dentro de cada tipo de semilla influye en su porcentaje y tiempo de germinación. Se colectaron semillas de poblaciones de las especies mencionadas, se pesaron y se clasificaron en semillas chicas y grandes. Las semillas chicas y grandes de especies con semillas endospermicas y no endospermicas de ambas familias se germinaron en condiciones controladas. Las semillas endospermicas de Brassicaceae tuvieron mayor porcentaje de germinación que las no endospermicas, sin embargo el tiempo de germinación fue similar entre tipo y tamaños de semillas. Las semillas no endospermicas de Fabaceae germinaron más y más rápido que las semillas endospermicas de la misma familia. Independientemente de la presencia de endospermo, las semillas grandes tuvieron mayor porcentaje de germinación que las pequeñas. No se puede generalizar que semillas con endospermo tendrán mayor tamaño y mayor porcentaje de germinación, ya que las especies de Fabaceae no se ajustaron a esto. Se infiere que en Brassicaceae el endospermo actúa como tejido de almacenamiento mientras que en Fabaceae funcionaría más como barrera y protección al embrión, pero esto tiene que ser investigado.

Palabras clave: Brassicaceae, cotiledones, dicotiledóneas, embrión, Fabaceae.

Seed size has a direct relationship with resource availability (Lloret *et al.*, 1999; Leishman *et al.*, 2000; Moles and Westoby, 2004), prevailing environmental conditions

during their development (Hodgson and Mackey, 1986; Valencia-Díaz and Montaña, 2005), dispersion syndrome and the size and lifecycle of the plant (Moles *et al.*, 2005). Varia-

tion in seed size is common among and even within individual plants (Leishman *et al.*, 2000) and a trade-off exists between producing small seeds with a higher probability of spatial and temporal escape (Leishman *et al.*, 2000; Moles *et al.*, 2005) and large vigorous seeds with higher success in germination, in terms of a higher percentage and/or speed of germination (Marshall, 1986; Tripathi and Khan, 1990; Vera, 1997; Tremayne and Richards, 2000; Moles *et al.*, 2000; Moles and Westoby, 2004), emergence and/or seedling growth (Leishman and Westoby, 1994; Osunkoya *et al.*, 1994; Seiwa, 2000; Moles and Westoby, 2004).

Seed size also varies among taxa; families such as Arecaceae produce large seeds (Moles *et al.*, 2005) that can weigh up to 10^4 g (Leishman *et al.*, 2000), while the seeds of families such as Orchidaceae (Arditti *et al.*, 2000) can weigh 10^{-6} g (Leishman *et al.*, 2000). Seed size is related to the presence of storage tissue (Hodgson and Mackey, 1986; Rask *et al.*, 2000; Moles *et al.*, 2005) such as cotyledons and endosperm (Bewley and Black, 1985). Endosperm is an extra embryonic storage tissue, with high cellular metabolic activity, that surrounds and protects the embryo (Iglesias-Fernández *et al.*, 2007). Once the seed has imbibed moisture, enzymes are released that mobilize the endosperm reserves towards the embryo, providing it with energy in order for germination to take place (Pritchard *et al.*, 2002; Kucera *et al.*, 2005).

The presence of endosperm is not a constant characteristic of dicotyledons (Rask *et al.*, 2000), since the embryos of some dicotyledonous plants reabsorb this tissue and the reserves contained in the cotyledons; however, the persistence of endosperm as a storage tissue may indicate a relationship with germination characteristics (Costa *et al.*, 2004). There are families, such as Brassicaceae and Fabaceae, with species that produce seeds with endosperm and other species with seeds in which this tissue is absent (Ledingham, 1949; Corby *et al.*, 2011; Lee *et al.*, 2012). Specifically, in certain species of Fabaceae, there is a positive relationship between the presence of nitrogen-fixing nodules and the size of the endosperm, since these nodules increase the nitrogen content of the endospermic tissue (Corby *et al.*, 2011). For this reason, if seed size is related to the size of storage organs and thus to the quantity of reserves, large seeds and those with endosperm would present a faster or higher percentage of germination under optimum conditions than small seeds and those with no endosperm. The objectives of this study were therefore to determine whether the percentage of germination and mean germination time of seeds differs between endospermic and non-endospermic seeds in two species of Brassicaceae (*Lepidium virginicum* L. and *Brassica rapa* L.) and two species of Fabaceae (*Crotalaria pumila* Ortega and *Medicago sativa* L.) and whether seed size within each seed type (endospermic and non-endospermic) influences both the percentage of germination and mean germination time. It is hypothesized that seeds with endosperm

will present faster and higher percentages of germination than those without, and that large seeds will have faster and higher germination than small seeds, regardless of the presence or absence of endosperm. The families Brassicaceae and Fabaceae were chosen for study because they include species with both seed types, thus reducing error as a result of phylogenetic confusion.

Materials and Methods

Species and collection site. Seeds of all the study species, apart from *Medicago sativa*, were collected in the surroundings of the urban zone of Cuernavaca, Morelos state, Mexico (18°55'07"N, 99°14'03"W; average elevation of 1,500 m a.s.l.). Seeds of *M. sativa* were collected in Techaluta, Jalisco state, Mexico (20°04'27"N, 103°33'10"W, 1400 m a.s.l.). Mean summer temperature (years 1902 to 2011) in the urban zone of Cuernavaca (Huitzilac, Xochitepec, Cuernavaca, Jiutepec and Emiliano Zapata) is 21 °C, while average summer precipitation is 221.2 mm (Atlas Climático Digital de México, 2013). In Techaluta, the average summer temperature is 22 °C and average summer precipitation is 162.2 mm (Atlas Climático Digital de México, 2013). Following their fruiting pattern, mature fruits were collected from 20 plants each of *Brassica rapa* (Brassicaceae) and *Lepidium virginicum* (Brassicaceae) in December of 2012. In April-May of 2013, mature fruits were collected from 34 plants of *Crotalaria pumila* (Fabaceae) and from 50 plants of *M. sativa* (Fabaceae). The fruits were stored in paper bags and transported to the Ecology Laboratory of CIByC-UAEM, where they were stored at ambient temperature. Since fruits of the different species were collected at different times of the year, the mean storage temperature was 22 °C for fruits of *B. rapa* and *L. virginicum*, and 25 °C for fruits of *C. pumila* and *M. sativa*. Fruits were stored for approximately one month prior to initiation of the experiments.

In general, the family Brassicaceae includes annual herbaceous and subshrub species (Bustamante and Fonseca, 2009). It contains 338 genera and 3,709 species (Al-Shehbaz *et al.*, 2006) and includes species with endospermic seeds and species with non-endospermic seeds; for example, *Lepidium* is a genus in which the seeds have a thin layer of endosperm, while mature seeds of the species of *Brassica* have no endosperm (Håkansson, 1956; Müller *et al.*, 2006).

The family Fabaceae includes trees, shrubs, vines, lianas and herbaceous plants, containing 550 genera and 12,000–17,000 generally cosmopolitan species (Andrade *et al.*, 2007). This family also has species with seeds that have endosperm that functions as storage tissue and species with cotyledons that fulfill this role (Corby *et al.*, 2011). *Crotalaria pumila* is a species with endospermic seeds (Miller, 1967), while the mature seeds of domesticated *Medicago sativa* do not present endosperm (Ledingham, 1940).

Seed size. Seeds were extracted from the collected fruits of the four species described previously and seeds were sampled according to species with (*Crotalaria pumila* and *Lepidium virginicum*) and without (*Medicago sativa* and *Brassica rapa*) endosperm. From each set of sampled seeds, 200 seeds were chosen at random from each of the following species: *M. sativa*, *B. rapa*, and *C. pumila*. Each seed from these samples was weighed on a digital balance accurate to 0.001 g (Sartorius CP1245). Taking as a reference the data obtained from each sample of seeds of *C. pumila*, *M. sativa*, and *B. rapa*, a frequency histogram that comprised seven size class intervals was produced. Small seeds were considered those that occupied the first three size class intervals and large seeds those that were in the last three intervals. Intermediate seeds were not considered because their lower limit approached the upper limit of the third interval of the small seeds and their upper limit approached the lower limit of the first interval of the large seeds. Thus, two distinct seed sizes were considered: large and small.

Since the individual weight of the *Lepidium virginicum* seeds was undetected by the balance, we did not produce a frequency histogram. Instead, the seeds were separated visually into ten groups of large and ten groups of small seeds. Each group was of ten seeds, and therefore the samples of each size category comprised a total of 100 seeds. Each group of ten seeds was weighed on a digital balance (Sartorius CP1245, accuracy of 0.001 g) and differences between small and large seeds of *L. virginicum* were detected using a *t* student test (Zar, 2010).

Germination experiments. Prior to seed germination experiments, seeds of the four species were weighed and classified into small or large seeds, according to weight. To prove the hypothesis that large seeds and those with endosperm would present a higher percentage of germination than small and non-endospermic seeds, 20 seeds were sown in a Petri dish using filter paper moistened with 4 ml of distilled water as a substrate. In total, ten experimental units or Petri dishes were used per treatment (species/seed size; $n = 200$ seeds). Due to the fact that the seeds of *Crotalaria pumila* did not germinate in preliminary experiments, these were scarified with fine grade sandpaper (FandeliA-99 280), following studies where seeds of this family are mechanically scarified prior to germination (Probert *et al.*, 2009). The scarified seeds were thoroughly rinsed with distilled water prior to sowing in order to remove any impurity or external agent that could contaminate the experiment. Once the seeds of all the species were sown, the Petri dishes were sealed with parafilm (Pechiney-Plastic Packaging, model PM-996, USA) and clingfilm (Kirkland Signature, model 26761, USA) to avoid moisture loss. The Petri dishes with the seeds were placed in a bioclimatic chamber (Scorpion Scientific A 50624, Mexico) under a photoperiod of 12 h light/12 h darkness at a constant tem-

perature of 22 °C. Germination was recorded daily for ten days. Seeds were considered to have germinated on emergence of the radicle.

Mean germination time. To determine whether seed germination time is affected by seed size and the presence or absence of endosperm, mean germination time was calculated with the following formula (Ranal and García de Santana 2006):

$$\bar{t} = \frac{\sum_{i=1}^k n_i t_i}{\sum_{i=1}^k n_i} \quad (1)$$

Where \bar{t} represents the time (in days) of the experiment, n indicates the number of germinated seeds in day i , $i = \text{day 1, day 2, day 3...day 10}$ and k is the total duration of the experiment in days.

Statistical analysis. Differences between the weight of the endospermic and non-endospermic seeds of the two different families were determined using a *t*-student test (Zar, 2010). In order to determine whether the dependent variables percentage of germination and mean germination time (\bar{t}) varied between endospermic and non-endospermic seeds and between sizes within each seed type, a hierarchical analysis of variance was performed per taxonomic family (Zar, 2010), where the first level was seed type (endospermic vs. non-endospermic) and the second level was seed size (small vs. large). In the case of differences within each level, a Tukey multiple comparisons test was used. In order to achieve normality of data, the variable percentage of germination of the seeds was arcsine transformed and the variable mean germination time was standardized to z values (Zar, 2010). All analysis was conducted using the statistical package Stata 13 (StataCorp, 2013).

Results

Seed size. In the Brassicaceae, the weight of *Brassica rapa* seeds was ($\bar{x} \pm \text{SE}$) 0.0021 ± 0.0004 g. This was lower ($t = -26.95$, $P < 0.001$) than the weight of the endospermic seeds of *Lepidium virginicum* (0.0042 ± 0.0004 g). Based on the weight class categories of the seeds of *B. rapa*, small seeds were considered to be those of between 0.0008 and 0.0018 g (39 % of the total number of seeds) and large seeds between 0.0023 and 0.0034g (42 % of the total number of seeds; Figure 1A). There were statistically significant differences ($t = 21.39$, $P < 0.05$) between small (0.0039 ± 0.0001 g) and large seeds (0.0046 ± 0.0002 g) of the non-endospermic species *L. virginicum*.

Within the family Fabaceae, the endospermic seeds of *Crotalaria pumila* weighed more ($t = 4.76$, $P < 0.001$; 0.0028 ± 0.0005 g) than the non-endospermic seeds of *Medicago sativa* (0.0023 ± 0.0004 g). Small seeds of *C. pumila* weighed between 0.0015 and 0.0027 g (38 % of the total number of seeds) while large seeds of this species weighed

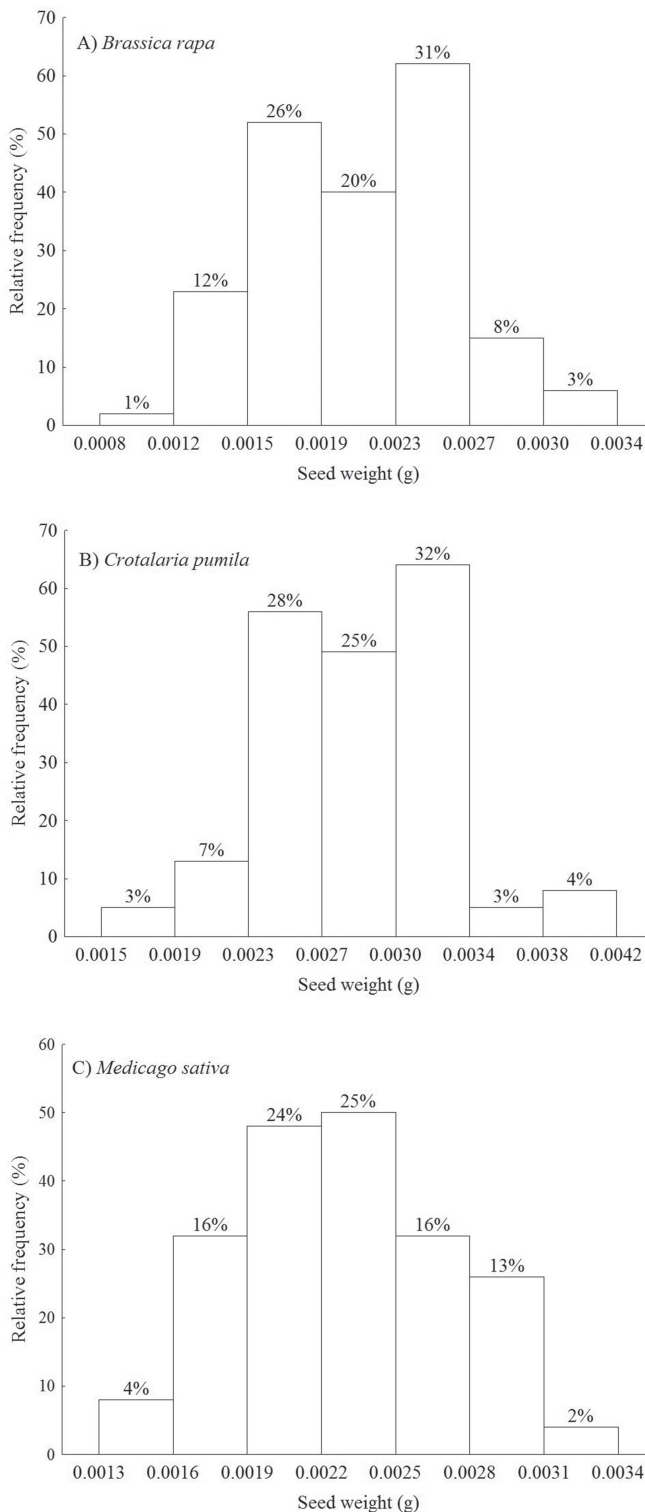


Figure 1. Histogram of frequencies of seed weights of a non-endospermic species of Brassicaceae (*Brassica rapa*) and of two species of Fabaceae (*Crotalaria pumila*, endospermic species and the non-endospermic *Medicago sativa*). The small seeds are those of the first three size classes, while the final three size classes comprise the large seeds.

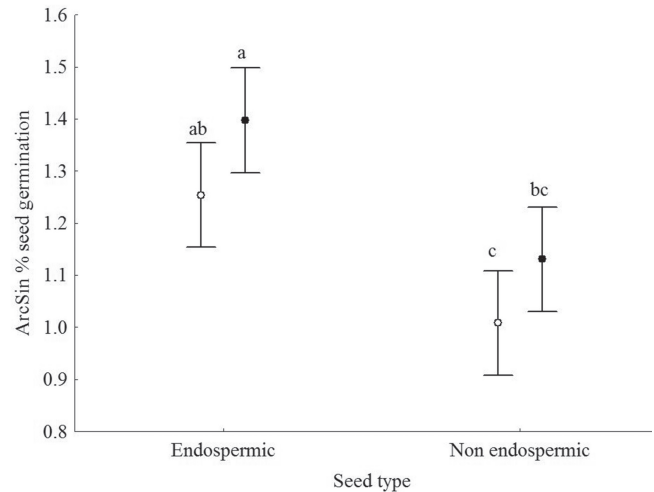


Figure 2. Percentage of seed germination of *Lepidium virginicum* (endospermic seeds) and *Brassica rapa* (non-endospermic seeds). Data were arcsine transformed. Circles denote the mean and lines represent the 95 % confidence intervals. Open circles are small seeds and black circles are large seeds. Different letters indicate statistically significant differences ($P < 0.05$).

0.0030 to 0.0042 g (39 % of the total number of seeds; Figure 1B). Small seeds of *M. sativa* weighed between 0.0013 and 0.0022 g (44 % of the total number of seeds) and large seeds weighed from 0.0025 to 0.0034 g (31 % of the total number of seeds; Figure 1C).

Seed germination. There were statistically significant differences ($F_{1,36} = 26.72$, $P < 0.001$) between the percentage of germination of endospermic (91.75 ± 7.30 %) and non-endospermic (75.50 ± 13.65 %) seeds. In other words *Lepidium virginicum* have higher percentage of seed germination than *Brassica rapa*. Within seed type, there were statistically significant differences among the germination (%) of seeds of different sizes ($F_{2,36} = 3.60$, $P = 0.03$), with the following order of percentages of seed germination observed: large endospermic (95 ± 4.71 %), small endospermic (88.5 ± 9.5 %), large non-endospermic (81 ± 8.75 %), small non-endospermic (70 ± 15.81 %, Figure 2). Significant differences occur in the extremes of this gradient.

Regarding the family Fabaceae, there were differences ($F_{1,36} = 38.42$, $P < 0.001$) between the percentages of germination of the endospermic (79.25 ± 6.34 %) and non-endospermic (92.25 ± 8.50 %) seeds. Seeds of *M. sativa* presented higher percentages of germination than those of *C. pumila*. Seed germination was different between sizes within the endospermic and non-endospermic seeds ($F_{1,36} = 6.60$, $P < 0.005$). Percentages of seed germination followed a gradient from large non-endospermic (96.50 ± 3.37 %), small non-endospermic (88.00 ± 10.05 %), large endospermic (85.50 ± 0.00 %) and small endospermic (79.25 ± 6.34 %, Figure 3). Significant differences occur in the extremes of this gradient.

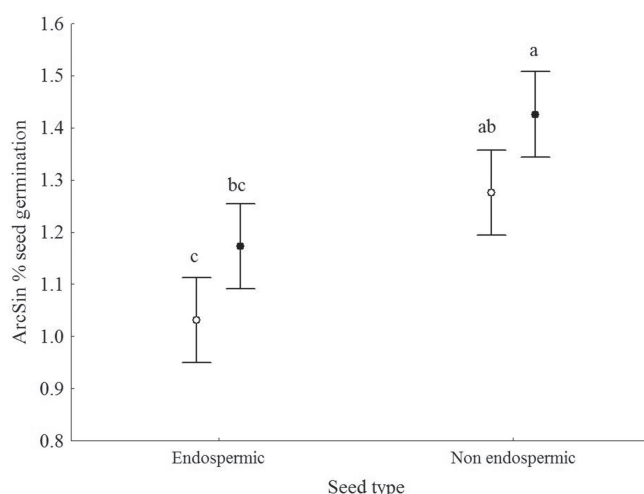


Figure 3. Percentage of seed germination of *Crotalaria pumila* (endospermic seeds) and *Medicago sativa* (non-endospermic seeds). Data were arcsine transformed. Circles denote the mean and lines represent the 95 % confidence intervals. Open circles are small seeds and black circles are large seeds. Different letters indicate statistically significant differences ($P < 0.05$).

Mean germination time. For Brassicaceae species, there were no statistically significant differences ($F_{1,36} = 1.64$, $P = 0.21$) between the mean germination time of endospermic (2.51 ± 0.13 days) and non-endospermic (2.58 ± 0.21 days) seeds. Within seed type, there were significant statistical differences between large and small seeds ($F_{1,36} = 3.30$, $P < 0.05$). Mean germination time of large endospermic seeds was 2.46 ± 0.120 days, followed by the large non-endospermic (2.50 ± 0.204 days), small endospermic (2.57 ± 0.13 days) and small non-endospermic (2.60 ± 0.20 days) seeds. Significant differences occur in the extremes of this gradient.

Regarding the family Fabaceae, there were statistically significant differences ($F_{1,36} = 316.27$, $P < 0.001$) between the mean germination time of endospermic (3.90 ± 0.36 days) and non-endospermic (2.31 ± 0.36 days) seeds. On the other hand, mean germination time between seed sizes within seed type was similar ($F_{1,36} = 0.57$, $P = 0.57$). Large endospermic seeds have a mean germination time of 3.95 ± 0.36 days, followed by the small endospermic (3.85 ± 0.38 days), large endospermic (2.30 ± 0.09) and small non-endospermic (2.27 ± 0.17) seeds.

Discussion

Variation in the size of the endosperm is related to the reserves contained within the tissue (Corby *et al.*, 2011) and this in turn influences seed size (Leishman *et al.*, 2000). In the species of Brassicaceae, we found that the seeds of *Lepidium virginicum* are larger than those of *Brassica rapa*, which corresponds to the presence of endosperm. It should be noted that both species of Brassicaceae are herbaceous annuals and were collected the same study area in the same

year. For this reason, the environmental conditions in which these seeds developed and the characteristics of their life histories are similar. Under this assumption, it is the reserves of the endosperm that would have direct repercussions on the seed size of *L. virginicum*.

Variation in seed size depends not only on ecological factors but also on the phylogeny because of the probability that traits that were successful for a predecessor (i.e. seed size) pass on to the descendants and are thus maintained through natural selection (Leishman *et al.*, 2000). Despite the fact that the two species of Fabaceae belong to the same subfamily Papilionidae (Corby *et al.*, 2011) and that both species come from the herbaceous stratum; the endospermic (*Crotalaria pumila*) seeds were smaller than the non-endospermic (*Medicago sativa*) seeds. This size difference may be due to the fact that the seeds of *M. sativa* come from a plantation where artificial selection over time may have favored large seeds. Furthermore, the seeds of *M. sativa* were collected in Techaluta, Jalisco, where the environmental conditions differ from those of the center of Morelos and the origin of these seeds in plantations implies that they will have had a constant supply of moisture during their formation.

When a plant assigns resources to its progeny, it faces a trade-off between the number and size of the seeds it produces. Producing many seeds increases the progeny in new sites but large seed size increases the probability that the seeds germinate early (Moles *et al.*, 2000) and seedlings survive. There is evidence that plants preferentially tend to maximize seed size rather than increasing their number (Venable, 1992). While this study did not quantify the number of seeds of the study species, it was possible to observe that the percentages of small and large seeds were always greater than 30 %, suggesting that the plants of the study species produced seeds of variable size, possibly as a strategy to cope with variability in environmental conditions.

Unlike the monocotyledons, the endosperm is a storage tissue that is not found in all of the dicotyledonous species and its presence may vary depending on the developmental stage of the seed (Baroux *et al.*, 2002). It is common for the endosperm to be absorbed by the embryo and for the cotyledons to function as storage tissues (Lopes and Larkins, 1993). Nevertheless, from an evolutionary perspective, the presence of specialized tissue confers advantages for the seed in terms of germination characteristics (i.e. percentage and germination time). The size of the endosperm also affects seed size and thus germination; large seeds have a higher probability of successful germination increasing the percentage and, in annuals, the incidence of early germination (Marshall, 1986; Tripathi and Khan, 1990; Vera, 1997; Tremayne and Richards, 2000; Moles and Westoby, 2004). In this study, however, we did not find a consistent pattern that would indicate that the presence of endosperm always translates into a higher percentage of germination or faster germination. Higher percentage of germination was

found only in endospermic seeds (*Lepidium virginicum*) of Brassicaceae, while faster germination was presented by the non-endospermic seeds (*Medicago sativa*) of Fabaceae.

The germination behavior of seeds in Brassicaceae did fit the proposed hypothesis, where the endospermic seeds presented higher percentages of germination than the non-endospermic seeds, i.e., the endosperm reserves affected the percentage of germination (Leishman *et al.*, 2000). Moreover, the large seeds within each seed type germinated more than the small seeds. For this reason, we can corroborate that seed size is a life history characteristic upon which sensitive stages, such as germination, are dependent (Harper *et al.*, 1970; Moles *et al.*, 2005). However, mean germination time in Brassicaceae did not differ among types and sizes of seeds; this is similar to the results found by Eriksson (1999), who found no effect of seed size on germination time in *Convallaria majalis*.

The non-endospermic seeds of Fabaceae presented a higher percentage of germination; these seeds came from a crop of alfalfa (*Medicago sativa*), and thus there is a high probability that these had been selected in order to obtain close to 100 % germination and that the presence of endosperm does not play a determining role. There is also evidence that, in certain species, the endosperm and testa of the seeds could act more as barriers that impede germination rather than storage organs; this is related to the physical dormancy of the seeds of certain species (Groot *et al.*, 1988; Müller *et al.*, 2006; Lee *et al.*, 2012). Furthermore, the endosperm contains hormones (abscisic acid) that inhibit seed germination (Müller *et al.*, 2006). Therefore, the lack of endosperm implies that the seeds of *M. sativa* do not have to break the walls of the endosperm that surrounds the embryo in order for protrusion of the radicle to occur, which may also result in faster germination. Indeed, the endospermic seeds of *Crotalaria pumila* had to be scarified in order to achieve successful germination.

Within each seed type of Fabaceae, seed size did influence the percentage of germination; the large seeds of the non-endospermic species had a greater percentage of germination than both small and large endospermic seeds (*Crotalaria pumila*). The differences are therefore gradual; analysis of these differences in the germination of large and small seeds of *C. pumila* revealed that there are no significant differences. This agrees with the findings of Miller (1967), who related the seed size of 400 species of *Crotalaria* with the quantity of endosperm present and found no relationship between these variables.

According to Costa and collaborators (2004), the functions of the endosperm are the translocation of food from the mother plant to the embryo, communication with the embryo, barrier formation and protection of the embryo as well as acting as a storage tissue. Based on the results of the study, we can infer that the seeds of Brassicaceae possess an endosperm that functions as a storage organ, as reflected

in the size and percentage of germination obtained by the seeds of the two species studied here. Nevertheless, the Fabaceae seeds may have an endosperm that acts as a barrier or protection for the embryo, but this remains to be confirmed in a specific study. We conclude, however, that seed size is related to percentage of germination, i.e., large seeds present higher percentages of germination than small seeds. This is the first study to document the relationship between the presence of endosperm and the size and germination characteristics of phylogenetically related species.

Acknowledgements

We are grateful to T. Cruz-Fernández and O. Sotelo-Caro for their help in the field, to K. MacMillan for comments and English translation of the manuscript and to the ecology laboratory of CIByC for providing the facilities with which to conduct this research.

Literature cited

- Al-Shehbaz I.A., Beilstein M.A. and Kellogg E.A. 2006. Systematics and phylogeny of the Brassicaceae (Cruciferae): an overview. *Plant Systematics and Evolution* **259**:89-120.
- Andrade M.G., Calderón de Rzedowski G., Camargo-Ricalde S.L., Grether R., Hernández H.M., Martínez-Bernal A., Rico L., Rzedowski J. and Sousa S.M. 2007. Familia Leguminosae, Subfamilia Mimosoideae. Flora del Bajío y de Regiones Adyacentes, Fascículo 150. Instituto de Ecología A.C., Patzcuaro.
- Arditti J., Karim A. and Ghani A.K.A. 2000. Tansley Review No. 110. Numerical and physical properties of orchid seeds and their biological implications. *New Phytologist* **145**:367-421.
- Baroux C., Spillane C. and Grossniklaus U. 2002. Evolutionary origins of the endosperm in flowering plants. *Genome Biology* **3**:reviews1026.1-reviews1206.5.
- Bewley D.J. and Black M. 1985. *Seeds: physiology of development and germination*. Plenum Press, New York.
- Bustamante R. and Fonseca R.M. 2009. Nueva especie de *Romanschulzia* (Brassicaceae) del estado de Guerrero, México. *Acta Botanica Mexicana* **87**:23-29.
- Atlas Climático Digital de México. 2013. Unidad de Informática para las Ciencias Ambientales (UNIATMOS), Centro de Ciencias de la Atmósfera, Universidad Nacional Autónoma de México. Disponible en: <<http://atlasclimatico.unam.mx/atlas/mor/mor.html>> (Consultado en Junio 2014).
- Corby D.L.H., Smith D.L. and Sprent J.I. 2011. Size, structure and nitrogen content of seeds of Fabaceae in relation to nodulation. *Botanical Journal of the Linnean Society* **167**:251-280.
- Costa L.M., Gutiérrez-Marcos J.F. and Dickinson H.G. 2004. More than a yolk: the short life and complex times of the plant endosperm. *Trends in Plant Science* **9**:507-514.
- Eriksson O. 1999. Seed size variation and its effect on germination and seedling performance in the clonal herb *Convallaria majalis*. *Acta Oecologica* **20**:61-66.
- Groot S.P.C., Kieliszewska-Rokicka B., Vermeer E. and Karssen C.M. 1988. Gibberellin-induced hydrolysis of endosperm cell walls in gibberellin-deficient tomato seeds prior to radicle protrusion. *Planta* **174**:500-504.

- Håkansson A. 1956. Seed development of *Brassica oleraceae* and *B. rapa* after certain reciprocal pollinations. *Hereditas* **42**:373-396.
- Harper J.L., Lovell P.H. and Moore K.G. 1970. The shapes and sizes of seeds. *Annual Review of Ecology and Systematics* **1**:327-356.
- Hodgson J.G. and Mackey J.M.L. 1986. The ecological specialization of dicotyledonous families within a local flora: some factors constraining optimization of seed size and their possible evolutionary significance. *New Phytologist* **104**:497-515.
- Iglesias-Fernández R., Matilla A.J., Pulgar I. and de la Torre F. 2007. Ripe fruits of *Sisymbrium officinale* L. contain heterogeneous endospermic seeds with different germination rates. *Seed Science and Biotechnology* **1**:18-24.
- Kucera B., Cohn M.A. and Leubner-Metzger L. 2005. Plant hormone interactions during seed dormancy release and germination. *Seed Science Research* **15**:281-307.
- Ledingham G.F. 1940. Cytological and developmental studies of hybrids between *Medicago sativa* and a diploid form of *M. falcate*. *Genetics* **25**:1-15.
- Lee K.J.D., Dekkers J.W.B., Steinbrecher T., Walsh Ch.T., Bacic A., Bentsink L., Leubner-Metzger G. and Knox J.P. 2012. Distinct cell wall architectures in seed endosperms in representatives of the Brassicaceae and Solanaceae. *Plant Physiology* **160**:1551-1566.
- Leishman M.R. and Westoby M. 1994. The role of seed size in seedling establishment in dry soil conditions-experimental evidence from semi-arid species. *Journal of Ecology* **82**:249-258.
- Leishman M.R., Wright I.J., Moles A.T. and Westoby M. 2000. The evolutionary ecology of seed size. In: Fenner M. Ed. *Seeds: The Ecology of Regeneration in Plant Communities*, pp. 31-57, CABI Publishing, Wallingford.
- Lloret F., Casanovas C. and Peñuelas J. 1999. Seedling survival of Mediterranean shrubland species in relation to root: shoot ratio, seed size and water and nitrogen use. *Functional Ecology* **13**:210-216.
- Lopes M.A. and Larkins B.A. 1993. Endosperm origin, development, and function. *The Plant Cell* **5**:1383-1399.
- Marshall D.L. 1986. Effect of seed size on seedling success in three species of *Sesbiana* (Fabaceae). *American Journal of Botany* **73**:457-464.
- Miller R.H. 1967. *Crotalaria* seed morphology, anatomy, and identification. Technical Bulletin No. 1373. Agricultural Research Service, United States Department of Agriculture, Washington. D.C.
- Moles A.T., Hodson D.W. and Webb C.J. 2000. Seed size and shape and persistence in the soil in the New Zealand flora. *Oikos* **89**:541-545.
- Moles A.T. and Westoby M. 2004. Seedling survival and seed size: a synthesis of the literature. *Journal of Ecology* **92**:372-383.
- Moles A.T., Ackerly D.D., Webb C.O., Tweddle J.C., Dickie J.B. and Westoby M. 2005. A Brief history of seed size. *Science* **307**:576-580.
- Müller K., Tintelnot S. and Leubner-Metzger G. 2006. Endosperm-limited Brassicaceae seed germination: Abscissic acid inhibits embryo-induced endosperm weakening of *Lepidium sativum* (cress) and endosperm rupture of cress and *Arabidopsis thaliana*. *Plant Cell Physiology* **47**:864-877.
- Osunkoya O.O., Ash J.E., Hopkins M.S. and Graham A.W. 1994. Influence of seed size and seedling ecological attributes on shade-tolerance of rain-forest tree species in northern Queensland. *Journal of Ecology* **82**:149-163.
- Pritchard S.L., Charlton W.L., Baker A. and Graham I.A. 2002. Germination and storage reserve mobilization are regulated independently in *Arabidopsis*. *The Plant Journal* **31**:639-647.
- Probert R.J., Daws M.I. and Hay R.F. 2009. Ecological correlates of *ex situ* seed longevity: a comparative study on 195 species. *Annals of Botany* **104**:57-69.
- Ranal M.A. and Garcia de Santana D. 2006. How and why to measure the germination process? *Revista Brasileira de Botanica* **29**:1-11.
- Rask L., Andréasson E., Ekblom B., Eriksson S., Pontoppidan B. and Meijer J. 2000. Myrosinase: gene family evolution and herbivore defense in Brassicaceae. *Plant Molecular Biology* **42**:93-113.
- Seiwa K. 2000. Effects of seed size and emergence time on three seedling establishment importance of developmental constraints. *Oecologia* **123**:208-215.
- StataCorp. 2013. Stata Statistical Software: Release 13. StataCorp LP, College Station.
- Tremayne M.A. and Richards A.J. 2000. Seed weight and seed number affect subsequent fitness in outcrossing and selfing *Primula* species. *New Phytologist* **148**:127-142.
- Tripathi R.S. and Khan M.L. 1990. Effects on seed weight and microsite characteristics on germination and seedling fitness in two species of *Quercus* in a subtropical wet hill forest. *Oikos* **57**:289-296.
- Vera M.L. 1997. Effects of altitude and seed size and seedling survival of heathland plants in north Spain. *Plant Ecology* **133**:101-106.
- Valencia-Díaz S. and Montaña C. 2005. Temporal variability in the maternal environment and its effect on seed size and seed quality in *Flourensia cernua* DC (Asteraceae). *Journal of Arid Environments* **63**:686-695.
- Venable D.L. 1992. Size-number trade-off and the variation of seed size with plant resource status. *The American Naturalist* **140**:287-304.
- Zar J.H. 2010. *Biostatistical Analysis*. Pearson, New Jersey.

Received: September 15, 2014

Accepted: November 25, 2014