

Time Course Changes in pH, Electrical Conductivity and Heavy Metals (Pb, Cr) of Wastewater Using *Moringa oleifera* Lam. Seed and Alum, a Comparative Evaluation

Shahzad M.A. Basra¹, Z. Iqbal², Khalil-ur-Rehman³, Hafeez-Ur-Rehman^{4*} and M.F. Ejaz⁵

^{1,4} Departments of Crop Physiology,
University of Agriculture,
Faisalabad, 38040-Pakistan

^{2,3} Department of Biochemistry
University of Agriculture,
Faisalabad, 38040-Pakistan

⁵ Institute of Soil & Environmental Sciences
University of Agriculture,
Faisalabad, 38040-Pakistan
hafeezcp@gmail.com

ABSTRACT

This study investigated the coagulation potential of *Moringa oleifera* seed powder (SP) or its seed aqueous extract (SAE) on pH, electrical conductivity (EC) and heavy metals of sewage water after 1, 3 and 6 h contact time. After optimizing, 2 g L⁻¹ moringa SP, 40 mL L⁻¹ SAE and 20 mg L⁻¹ of alum alone or in combination were evaluated. Moringa SP was more effective than SAE and its combination to decrease EC and maintenance of pH of treated or untreated sewage water. Moringa SAE was more effective than SP or their combination to decrease Lead (Pb) and Chromium (Cr) load from sewage water. Naturally occurring amino acids in moringa seeds might increased the metal binding and decreased heavy metals load with maximum desorption on SP. Nonetheless, use of *Moringa oleifera* SP or its SAE can be inexpensive and alternative coagulant of sewage water treatment.

Keywords: Seed aqueous extract; Sewage water; Coagulation; pH.

1. Introduction

With rapid increase in population, industrial development and water usage, faecal pollution of drinking water is creating enormous public health hazards like water born diseases due to careless disposal of sewage water [1]. Drainage of sewage water without treatment and its use for irrigation purpose are possible ways of heavy metals accumulation in plants food chain [1]; [2]. Several conventional methods are used for waste water treatment including coagulation-flocculation followed by sedimentation, filtration, precipitation, ion exchange resins and reverse osmosis before its distribution to consumers [3]; [4]. Many inorganic coagulants, synthetic inorganic polymer and naturally occurring coagulants are also widely used in conventional water treatment processes [4]. Nonetheless, use of poly ammonium chloride, poly aluminium silico sulphate and inorganic alum salt is most common [5]; [6]; [7]. And use of aluminium containing coagulants is expensive and

synthetic organic polymers have strong carcinogenic properties [8]; [9]. Further, aluminium is causative agent of neurological disorder pre-senile dementia and alum itself may induce Alzheimer's disease [10] and have low coagulation efficiency when react with natural alkalinity in water leading to pH reduction [11]. *Moringa oleifera* Lam. is widely adapted in tropic and subtropics and cultivated in developing world. Its seeds are used as organic natural polymer containing polypeptide with cationic polyelectrolyte properties good for softening hard water by adsorption [12]. According to Ndabigengesere et al [13], aqueous extract of *Moringa oleifera* Lam. seeds contain stable and water soluble dimeric proteins active in coagulation. Many studies highlight the efficiency of *Moringa oleifera* seed extract as coagulant [14] used in coagulation of model turbid water [12], quality of treated water, as primary coagulant and in conjunction with alum for coagulation of river

water [11]. *Moringa* is native to Indo-Pak and its use as multipurpose tree is rapidly increasing [15]. Further, with increasing urbanization, industrialization and depletion of ground water resources, sewage wastewater treatment is widely propagating from small to industrial scale for domestic purposes [2]. Very few studies are available on usage of *Moringa oleifera* seed powder or its aqueous extract as alternative coagulant or its conjunctive use with alum in wastewater treatment. The present study therefore investigated the potential of *Moringa oleifera* seed powder or its aqueous extract on pH, electrical conductivity (EC) to minimize heavy metals load of sewage waste water.

2. Materials and Methods

2.1 Preparation of *Moringa oleifera* Seed Powder (SP)

Seeds of *Moringa oleifera* Lam. were collected from a tree located at Agronomic Research Area, University of Agriculture, Faisalabad during May-June, 2010. Seeds were given washings with distilled water to remove impurities if any and dried at 65°C for 24 h. The seeds shell was removed and kernel was ground to fine powder using blender. The fine powder was then put into cheese cloth sack till further use [16].

2.2. Preparation of *Moringa oleifera* Seed Aqueous Extract (SAE)

For preparation of aqueous extracts, fine moringa seed powder (2 g) was added into 100 mL distilled water. The suspension was given vigorous shaking for 30 min using magnetic stirrer to promote water extraction of the coagulant proteins and filtered using Whatman No.1. Before use, filtrate was shaken again [13].

2.3 Optimization of *Moringa* SP or SAE

Sewage water was collected from entrance and exit point of local municipal wastewater treatment plant. The concentrations of alum (5, 10, 15, 20, 25 mg L⁻¹), moringa SP (0.50, 1.0, 1.5, 2.0, 2.5 g L⁻¹) and SAE were optimized based on pH and EC of sewage water. Later, optimized concentrations i.e. SP (2 g L⁻¹), SAE (40 mL L⁻¹) and alum (20 mg L⁻¹) alone or in combination with

alum was used for further experimental procedures.

2.4 pH and EC Measurements

For pH and EC measurement, a batch test with five beakers of 1000 mL capacity each with optimized concentration and three replications was accommodated with five spindle steel paddles. After homogenous mixing, pH and EC was measured by using calibrated conductivity (Model, Horiba, Germany) and pH meter (Hinna, Germany) after 1, 3 and 6 h respectively according to the method prescribed by [17].

2.5 Heavy Metals Analysis

Heavy metals were determined as described by [18]. 50 mL suspension of each coagulant was filtered after 1, 3 and 6 h into a 100 mL beaker and then 20 mL conc. HNO₃ was added. The sample was strongly heated till half of the volume obtained. After cooling, 5 mL H₂O₂ was added to decolorize the sample. The solution was recovered in a 50 mL volumetric flask and made volume up to mark using distilled water. For metal ion determination, atomic absorption spectrometry using a Perkin Elmer Analyst 300 Atomic Absorption Spectrophotometer with air/acetylene flame and different hollow cathode lamps for specific cations was used. The calibration was done manually by aspirating the prepared working standards of Pb and Cr one by one into the flame. For atomization, the samples were also aspirated manually into the flame.

2.6 Statistical Analysis

Significant difference among treatments and hours was determined using standard errors. Microsoft Excel program was used to present data graphically to establish a relationship between various traits.

3. Results and Discussion

3.1 Effect on pH

Significant difference was found among the treatments for pH of untreated sewage water after different contact times with addition of coagulants (Figure 1). Initial pH of untreated sewage water

was low and thereafter increased. This increase in pH was maximum after 1 h contact time when moringa seed powder (SP) alone or used in combination with alum as compared to control or alum alone. However, increase in pH was constant after 3 or 6 h contact time for moringa SP or with combined use of moringa SAE and SP with alum than control in case of untreated sewage water (Figure 1). While opposite response was observed for treated sewage water with decrease in pH after different contact time (Figure 1). This rapid decrease in pH of treated sewage water was found for moringa SP after 1 h and effect was similar when SP and alum were used in combination. Nonetheless, individual effect of moringa SP or alum to decrease pH of treated sewage water was also similar. In fact, *Moringa oleifera* seeds contain water soluble proteins which aid in coagulation and

keeps adsorption power between pH of 5-8 (Vieira et al 2010) [19]. The amino acids present in moringa seed proteins accept protons from water and release hydroxyl group ions causing the solution pH to basic with natural buffering capacity (Ndabigengesere et al 1995; Ndabigengesere and Narasiah 1998) [13; 11]. Decreased pH of treated sewage water due to moringa seed powder in our study might be due to presence of low molecular weight proteins. These proteins carries positive charge and attracts negatively charged particles such as silt, clay and other toxic particles causing the pH to decrease (Amagloh and Benang 2009; Salam et al 2007) [20; 21]. Alum is also used to maintain pH of sewage water and alum decreased pH of treated sewage water had been also reported by Yongbai (2005) [22] and Imran et al [30].

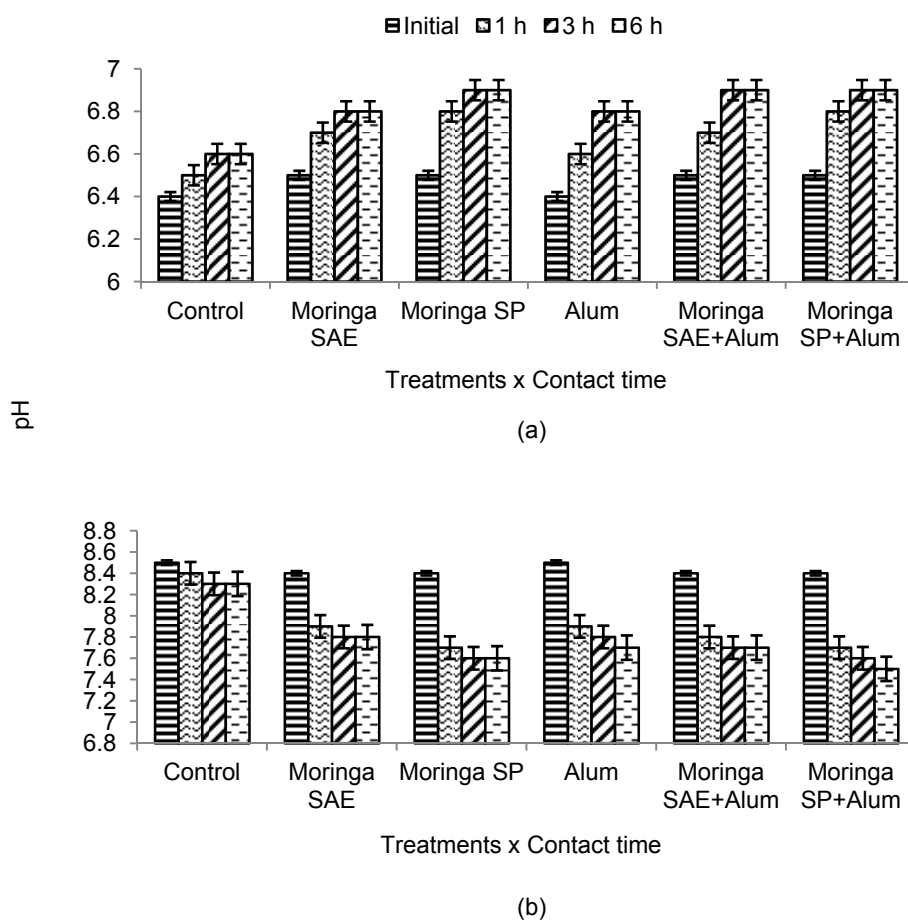


Figure 1. Influence of moringa seed and alum on pH of sewage (a) Untreated (b) treated water. SAE= Seed aqueous extract, SP=Seed powder.

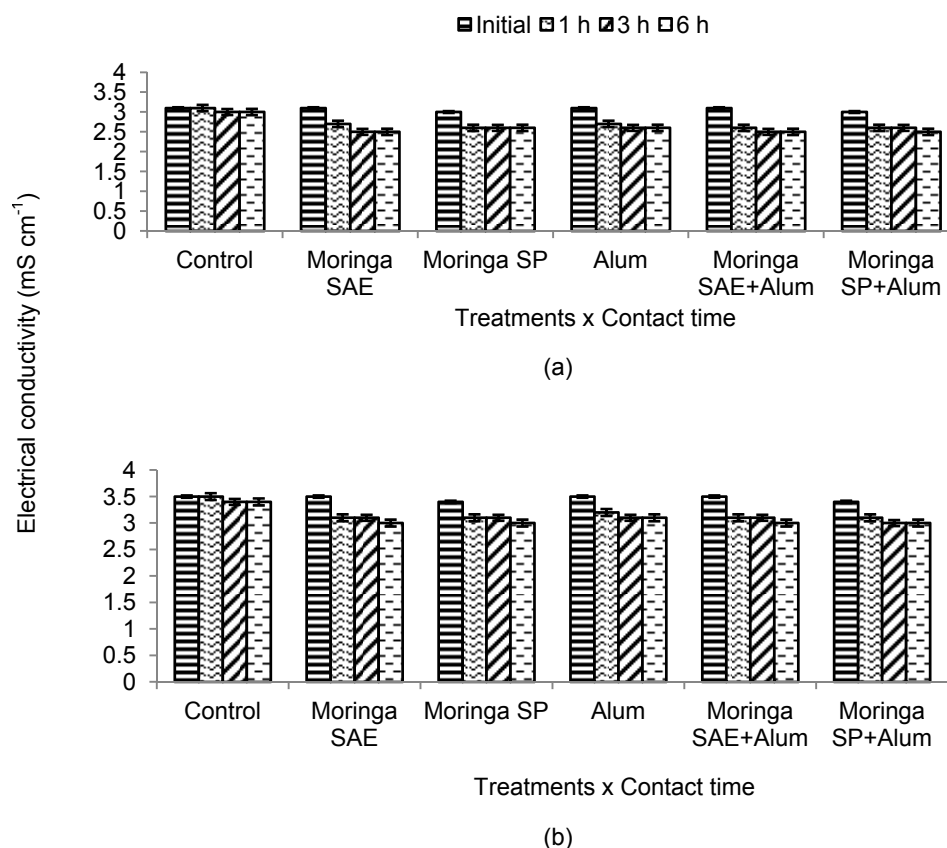


Figure 2. Influence of moringa seed and alum on Electrical conductivity (EC; mS cm^{-1}) of sewage (a) Untreated (b) Treated water. SAE= Seed aqueous extract, SP=Seed powder.

3.2 Effect on Electric Conductivity

Initial EC of treated and untreated sewage water was high and more decrease in EC was observed in untreated sewage water. Among the coagulants, moringa SAE decreased EC more and followed by moringa SAE and SP when used in combination with alum after 6 h in untreated sewage water. Nonetheless, individual effect of moringa SP and SAE was more pronounced to decrease EC of treated sewage water than alum after 6 h contact time and statistically was similar when used in combination with alum (Figure 2).

The EC of untreated sewage water was lower than treated water due to solubility of minerals. More decrease in EC of sewage water with *Moringa*

oleifera seeds was due to the presence of lower molecular weight water soluble proteins which carry positive charge (Eman et al 2010; Agrawal et al 2007) [23; 24]. Addition of optimized concentrations of moringa seeds or other coagulants into untreated and treated sewage water, the seed proteins produce positive charges attracting negatively charged particles removing anions in gaseous form (Amagloh and Benang 2009) [20]. *Moringa oleifera* seeds had coagulating and softening properties in addition to pH reductant and can handle groundwater with moderate to high alkalinity (Muyibi 1994) [25]. Therefore, treated sewage water takes more time for settlement of particles and removal of anions in gaseous form as observed for present study.

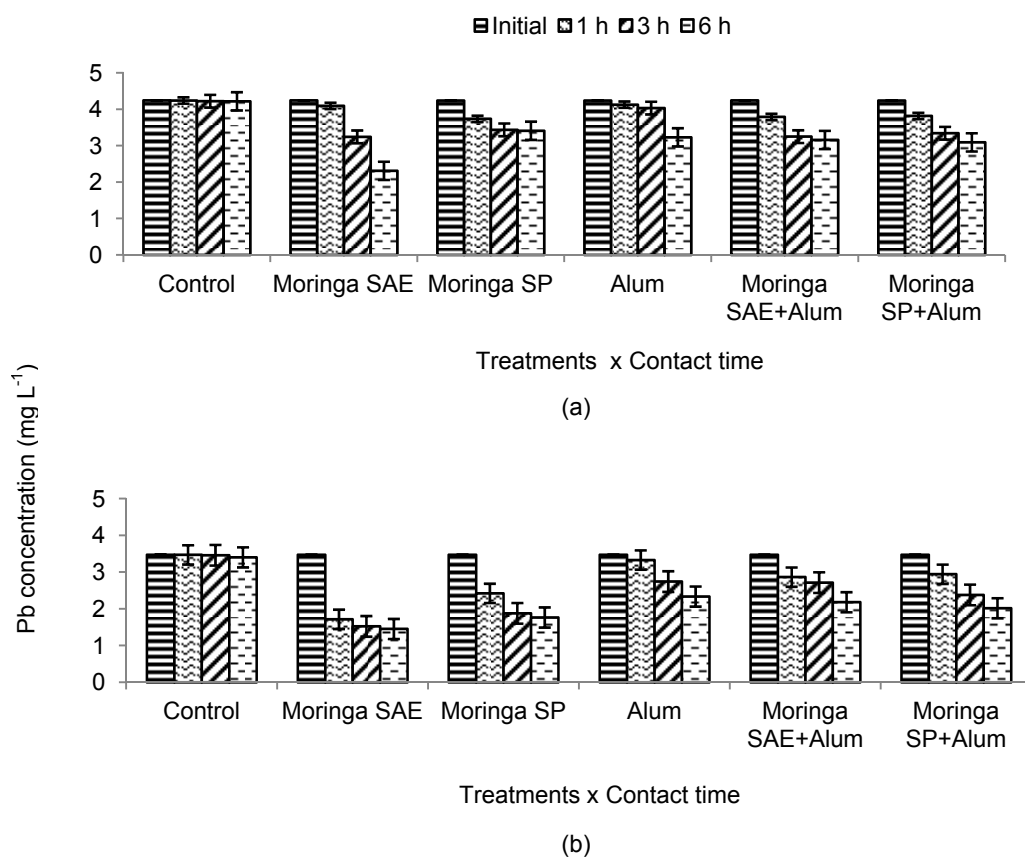


Figure 3. Influence of moringa seed and alum on removal of Lead (Pb, mg L⁻¹) of sewage (a) Untreated (b) Treated water, SAE= Seed aqueous extract, SP=Seed powder.

3.3 The Changes in Concentration of Heavy Metals with Contact Time

Use of moringa SP and SAE alone or in combination with alum reduced heavy metals concentration significantly after different time contacts (Figure 3 and 4). The removal of metal ions increased gradually with contact time and individual effect of moringa SAE and SP to adsorb and remove lead (Pb) and chromium (Cr) after 1, 3 and 6 h was more significant in treated sewage water than untreated. More decrease in metals load was observed for moringa SP alone and in combination with alum after different time contacts. However, maximum decrease in metal concentration and adsorption was recorded for Cr in both treated and untreated sewage water with rapidly decrease in treated water for moringa SAE and its combination with alum (Figure 3).

Due to heterogeneous properties, the aqueous solution of moringa seeds contains low molecular weight amino acids. These amino acids contain physiologically active group of binding agents which at low concentration interact with metals to increase the sorption of metal ions (Brostlap and Schuurmans 1988) [26]. The rapid decrease in Pb or Cr concentration with contact time due to moringa SP or its combination with alum in present study depicts amino acid interaction with metal ions. Similar effects found for moringa SAE might be the result of naturally occurring amino acids for bisorption of Pb or Cr from sewage water (Figure 3 and 4; Sharma et al 2006; 2007) [16; 27]. In addition, these proteinous amino acids have pH dependant properties which generate negative charged environment playing important role in binding of heavy metals (Costa et al 1997; Muyibi, Leong, & Loon, 2002) [28; 29].

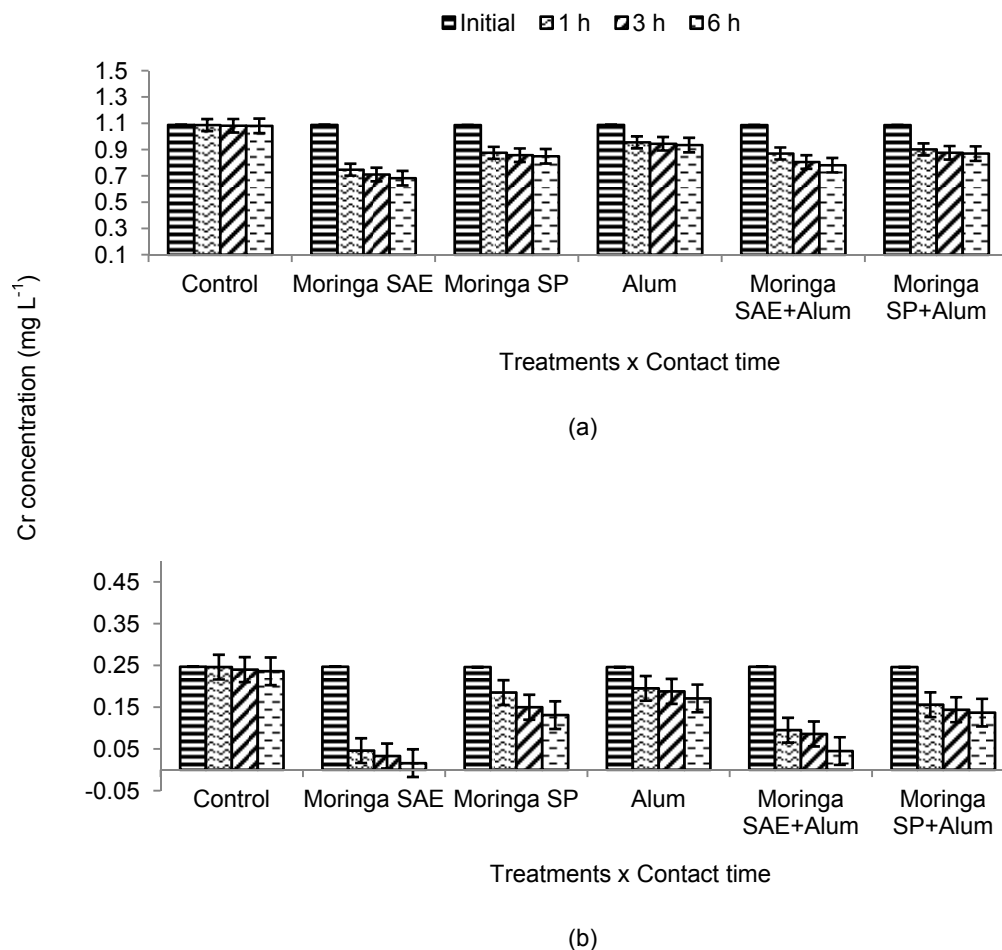


Figure 4. Influence of moringa seed and alum on removal of Chromium (Cr, mg L^{-1}) of sewage (a) Untreated (b) Treated water, SAE= Seed aqueous extract, SP=Seed powder.

4. Conclusion

The study concludes that *moringa oleifera* SP is more effective than SAE or their combination with alum to reduce the EC and maintenance of pH of sewage water. Similarly moringa SAE and its combination with alum offers natural tool for removal of heavy metals from sewage water. Therefore considering the potential of moringa SP and SAE, their use as alternative coagulant should be promoted. Amino-acid and metal binding interactions seems to be responsible for the metal binding using moringa SAE which warrants further studies.

References

- [1] N. Farah et al., "Quality characteristics and treatment of drinking water of Faisalabad city", *International Journal of Agriculture and Biology*, 3347-349 (2002).
- [2] S.O. Lesmana et al., "Studies on potential applications of biomass for the separation of heavy metals from water and wastewater", *Biochemical Engineering Journal*, vol. 44, pp. 19-41, 2009.
- [3] Y.K. Chang, et al., "Integrated Copper containing wastewater treatment using xanthate process", *Journal of Hazardous Material*. vol. 94, pp. 89-99, 2002.
- [4] S.A. Muyibi et al., "Moringa oleifera seeds as a flocculant in waste sludge treatment", *International Journal of Environmental Studies*. vol. 58, pp.185-195, 2001.
- [5] J.P. Boisvert et al., Phosphate adsorption in flocculation processes of aluminium sulphate and polyaluminium-silicate-sulphate. *Water Research*. vol. 31, pp.1939-1946, 1997.
- [6] I. Najm et al., "Optimizing enhanced coagulation with PAC: A case study". *Journal AWWA*. vol. 90, pp.88-95,1998.
- [7] J.E. Van Benchosten and J.K. Edzwald, "Chemical aspects using aluminium salts I. Hydrochloric reactions of alum and polyaluminium chloride". *Water Research*. vol. 24, pp.1519-1526,1990.
- [8] K.L. Dearfield et al., "Acrylamide: its metabolism, developmental and reproductive effects, genotoxicity and carcinogenicity". *Mutation Research*. vol. 195, pp. 45-77, 1964.
- [9] R.G. Miller et al., The occurrence of aluminium in drinking water. *Journal AWWA*. vol. 76, pp.184-91, 1984.
- [10] D.R. Crapper et al., "Brain aluminium distribution in Alzheimer's disease and experimental neurofibrillary degeneration". *Science*. vol. 180, pp.511-513, 1973.
- [11] A. Ndabigengesere and K.S. Narasiah, "Use of *Moringa oleifera* seed as a primary coagulant in wastewater treatment". *Environmental Technology*. vol.19, pp.789-800, 1998.
- [12] S.A. Muyibi and C.A. Okuofu, "Coagulation of low turbidity surface water with *Moringa oleifera* seeds". *International Journal of Environmental Studies*. vol. 48, pp. 263-273, 1995.
- [13] A. Ndabigengesere et al., "Active agents and mechanism of coagulation of turbid waters using *Moringa oleifera*". *Water Research*. vol. 29, pp.703-710, 1995.
- [14] S.A. Muyibi et al., "Enhanced coagulation efficiency of *Moringa oleifera* seeds through selective oil extraction". *International Islamic University Malaysia Engineering Journal*. vol. 4, pp.1-11, 2003.
- [15] S.M.A. Basra et al., "Exploring the potential of moringa for combating the challenges of climate change". National conference on Agriculture and food security issues in global environmental perspectives. Faculty of Agriculture, University of Poonch Jammu and Kashmir, Rawalakot, Pakistan, July 11-13, 2012, pp. 35.
- [16] P. Sharma et al., "Removal of cadmium from aqueous system by shelled *Moringa oleifera* Lam. seed powder". *Bioresource Technology*. vol. 97, pp. 299-305, 2006.
- [17] APHA, 1998. American Public Health Association Standard method for the Examination of water and wastewater, 15th Edition.
- [18] I. Ahmad et al., "Nutritive evaluation of medicinal plants being used as condiments in South Asian region". *Journal of Chemical Society of Pakistan*. vol. 30, pp. 400-405, 2008.
- [19] A.M.S.C. Vieira et al., "Use of *moringa oleifera* seed as a natural adsorbent for waste water treatment". *Water, Air and Soil Pollution*. vol. 206, pp. 273-281, 2010.
- [20] F.K. Amagloh and A. Benang, "Effectiveness of *Moringa oleifera* seed as coagulant for water purification". *African Journal of Agriculture Research*. vol. 4, pp. 119-123, 2009.
- [21] A.S. Salam et al., "Water clarification using *Moringa oleifera* seed coagulant: Maiduguri raw water as a case study". *International Journal of Food Agriculture and Environment*. vol. 5, pp. 302-306, 2007.
- [22] K.A. Yongbai, "Studies on the potential use of medicinal plants and macrofungi (lower plants) in water and waste water purification", (2005) Available from: www.biotech.kth.se/iobb/news/kenneth04.doc.
- [23] N.A. Eman et al., "Production technique of natural coagulant from *Moringa oleifera* seeds". Fourteenth International Water Technology Conference, Cairo, Egypt, 2010, pp. 95-103.

[24] H. Agrawal et al., "Isolation of a 66 KDa protein with coagulation activity from seeds of *Moringa oleifera*". *Global Journal of Biotechnology and Biochemistry*. vol. 2, pp. 36-39, 2007.

[25] S.A. Muyibi, "The potential of Zogale (*Moringa oleifera*) seeds as a water treatment chemical". *Nigerian Society of Engineers*. vol. 29, pp. 27–33, 1994.

[26] A.C. Brostlap and J. Schuurmans, "Kinetics of valine uptake in tobacco leaf disc. Comparison of wild types the digenic mutant and its monogenic derivatives". *Planta*. vol. 176, pp. 42-50, 1988.

[27] P. Sharma et al., "Ternary biosorption studies of Cd(II), Cr(III) and Ni(II) on shelled *Moringa oleifera* seeds". *Bioresource Technology*. vol. 98, pp. 474-477, 2007.

[28] G. Costa et al., "Amino acids exuded form cadmium concentrations". *Journal of Plant Nutrition*. vol. 20, pp. 883–900, 1997.

[29] S.A. Muyibi et al., "Effects of oil extraction from *Moringa oleifera* seeds on coagulation of turbid water". *International Journal of Environmental Studies*. vol. 59, pp. 243-254, 2002.

[30] Q. Imran et al., "Coagulation/Flocculation of tannery wastewater using immobilized chemical coagulants". *Journal of Applied Research and Technology*. vol. 10, pp. 79-86, 2012.