

The impact of open access citation and social media on leading top Information Science journals

Paulo Roberto Cintra*
Ariadne Chloe Furnival**
Douglas Henrique Milanez***

Artículo recibido:
20 de noviembre de 2017
Artículo aceptado:
16 de agosto de 2018
Artículo de investigación

ABSTRACT

This study assesses possible advantages of open access can bring to the area of Information Science, using bibliometric citation indicators and Altmetric scores to analyze sixteen hybrid scientific journals, filtered by respective Impact Factors and included in the *Journal Citation Reports*. Data collection was performed using Web of Science, Google Scholar, Altmetric.com and Mendeley. The verification was performed in two periods in order to examine whether open access exerted influence over time. Results indicate that open access boost the number of citations and mentions in social

* Universidade Estadual de Campinas, Brasil paulocntr@yahoo.com
** DCI, Universidade Federal de São Carlos, Brasil chloe@ufscar.br
*** NIT-Materiais, Universidade Federal de São Carlos, Brasil dougmilanez@gmail.com

media for the sample of papers drawn from journals under study. Moreover, this boost is greater when authors upon publishing pay the processing charge to guarantee the immediate open access availability of the paper. In conclusion, while open access can boost the number of citations of a paper, the quality of the paper itself drives most citations.

Keywords: Open Access; Journals; Information Science; Bibliometrics; Altmetrics

Impacto del acceso abierto en citaciones y medios sociales de las principales revistas de Ciencia de la Información

Paulo Roberto Cintra, Ariadne Chloe-Furnival y Douglas Henrique-Martínez

RESUMEN

El objetivo de esta investigación fue verificar las posibles ventajas que el acceso abierto puede ofrecer al área de la Ciencia de la Información. Para ello, se analizaron los indicadores bibliométricos de citas y los datos de altmetría en 16 revistas científicas híbridas, seleccionadas mediante el *Journal Citation Reports* y filtradas con base en sus respectivos factores de impacto. La recolección de datos fue realizada en Web of Science, Google Scholar, Altmetric.com y Mendeley. Esta verificación se realizó en dos periodos de tiempo diferentes para examinar si hubo alguna influencia del acceso abierto en el tiempo. Los resultados indican que el acceso abierto puede ofrecer una ventaja en el número de citas y menciones en las redes sociales para el conjunto de artículos de las revistas analizadas aquí, y que esta ventaja es mayor para los casos en que los autores pagaron el cargo por procesamiento del artículo a garantizar la disponibilidad inmediata del artículo en acceso abierto al momento de la publicación. En la conclusión se afirma que no es sólo el acceso abierto el que provoca una mayor cantidad de citas a un artículo, aunque ayuda, sino la calidad del propio artículo.

Palabras clave: Acceso Abierto; Revistas Científicas; Ciencia de la Información; Bibliometría; Altmetría

INTRODUCTION

Making information available and accessible to anyone is an intrinsic part of the work of Library and Information Science professionals, a principle that, according to Way (2010), was already identified by Ranganathan in *The Five Laws of Library Science*. What is observed, however, is that most scientists and researchers tend not to make their work available in open access (OA). In fact, as reported by Gargouri *et al.* (2010), only 15 to 20% of articles published worldwide are self-archived. According to the researchers, even if institutional strategies are adopted to encourage researchers to self-archive, many authors would only self-archive when required by institutions where they are they employed or by funding agencies.

Given the fact that the impact of scientific research is usually gauged by the number of citations garnered by a scientific paper, a much-debated question is whether works available through OA are more frequently cited than those available only through non-OA¹. This hypothesis, known as the “Open Access Citation Advantage” (OACA), argues that the ease of access can increase visibility and, consequently, potentiate citation frequency. The pioneering work in this area by Lawrence (2001) is often cited in this respect. He analyzed citation patterns of conference papers from the field of Computer Science and related areas, verifying that the most recent articles were more likely to be available online. This ease of access contributed, in turn, to the increase in the number of citations these papers receive.

Since the publication of Lawrence’s (2001) results, as Swan (2010) has shown, numerous other studies have been performed with the aim of examining the existence of the OACA in several other knowledge fields (Antelman, 2004; Harnad and Brody, 2004; Atchinson and Bull, 2015). Archambault *et al.* (2013), for example, verified OACA in 22 knowledge fields. Swan (2010), however, emphasized that there is also research showing there is no advantage in the number of citations for certain scientific fields, such as Economics (Frandsen, 2009 in Swan, 2010).

For the specific case of the Library and Information Science, Xia, Myers and Wilhoite (2011) conducted research to verify the existence of the OACA in 20 journals selected from *Ulrich’s Periodicals Directory* and the *Journal Citation Report* (JCR). As a result, the authors found there is a positive and statistically significant correlation between the number of citations and OA availability. Furthermore, the researchers verified that the number of citations

1 The expression non-open access (non-OA) is used for papers with subscription access only via the journals, without an open access version available on the web.

also increases hand in hand with number of OA copies available on the web, which is more likely to occur when the paper has multiple authors, who either self-archive the paper in their respective institutional repository, or who receive help from librarians or student assistants with the archiving process in the repository.

Nevertheless, according to Gargouri *et al.* (2010), criticisms of the OA-CA hypothesis point out that these OA citation advantages may merely reflect self-selection bias. In other words, scientists will make only those papers available in OA that they themselves consider to be of higher quality and, therefore, potentially more likely to be cited by the scientific community. Harnad (2005), for example, sought to identify the reasons why publications made available in OA would have a greater advantage in the number of citations. Besides the self-selection bias, the author also indicates: i) the advantage bias of anticipation, i.e., papers whose results are made available in OA from the pre-print stage have an advantage over those self-archived later, since they may be cited in advance of publication; ii) use advantage bias, in which OA papers tend to be downloaded more than non-OA and, therefore, tend to be more frequently cited; and iii) quality advantage bias, when papers are genuinely of high quality and, consequently, more frequently cited than the others. In this case, unlike self-selection bias, it is not only the author who judges the value of the work highly, it is also peers. Harnad (2005) and Gargouri *et al.* (2010) argue that the criticism of the self-selection bias is no longer valid, since 100% of a researcher's publications are in OA.

In contrast, Haustein *et al.* (2013) and Priem, Groth and Taraborelli (2012) believe that the assessment of a given paper's impact should move beyond analysis of formal citation. The relatively new sub-field of research metrics, Altmetrics, has emerged to accompany the growing diversity of channels mentioning scientific research outputs, such as posts on social media, or participation in academic collaboration networks (Galligan and Dyas-Correia, 2013; Kousha and Thelwall, 2007).

For Wang *et al.* (2015), Altmetrics data can also be used as a supplementary indicator in the research of OACA. These authors propose making a comparison of OA papers published in *Nature Communications* against those published in non-OA journals, in terms of the average of citations and views received, and the discussions the works prompt on social networks such as Twitter and Facebook. Their analysis confirms the citation advantage hypothesis for journal papers available in OA, verifying that this advantage extends also to Altmetrics data. That is, OA papers tend to receive more attention on social networks than non-OA papers.

Poplašen and Grgić (2016) sought to determine the existence of an “OA Altmetrics Advantage.” To do so, they used the list of top 100 papers on Altmetric.com for the year 2014, comparing non-OA with OA papers, as identified on the website. For their analysis, the authors verified the average, minimum, maximum and median values of each series for open and non-open access papers, finding that “OA and non-OA articles have similar results – average altmetric score is slightly higher for OA articles, but the median slightly higher for non-OA articles” (p. 457). For this reason, the authors, on the basis their sample, were unable to determine whether or not publishing an article in OA afforded any advantage.

In this paper, we report the results of research on the existence of an “OA Altmetrics Advantage” (OACA) in the area of Information Science, by examining whether the free and open availability of articles to the scientific community contributes to frequency of citation in other scientific papers and/or mentions on social networks.

METHOD

Bibliometric and Altmetrics indicators were developed using the procedure shown in *Figure 1*.

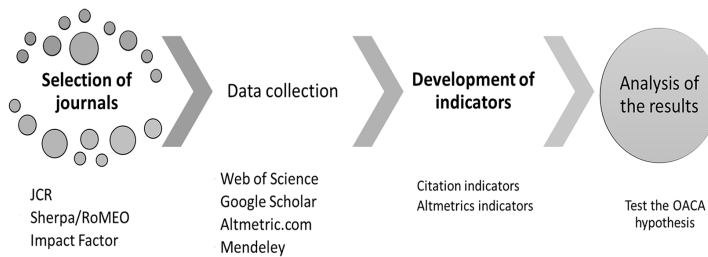


Figure 1. Procedure adopted for elaboration and analysis of Bibliometric and Altmetrics indicators

The first stage involved the selection of the journals to be studied. We opted to use the journals listed under the category *Information Science & Library Science* in 2015 Social Sciences edition of the *Journal Citation Reports* (JCR), published by Thomson Reuters. This choice was motivated by the fact that JCR is linked to the Web of Science bibliographic database, which is acknowledged for indexing scientific journals of scholarly relevance. Moreover, it is traditionally used in bibliometric studies. From this list, and using the

Sherpa-RoMEO database (<http://www.sherpa.ac.uk/romeo/index.php>), we noted journal policies with regard to permission to authors to provide OA to their work in an institutional repository or on a personal webpage (the so-called “green road” to OA). We were thereby able to identify those journals distributed exclusively through subscription access, those which allow OA and those using a hybrid publishing model.

Given that we were unable to find a free means of automating the Altmetrics data collection, we set up filters for selecting a manageable number of journals for data collection. The first selection made was from those journals classified as hybrid, that is, subscription access journals that also offer authors the choice for immediate publication in OA if they pay the article processing charges (APCs). We also decided to limit our collection to articles published in 2013, the time needed for article citations to be indexed and subsequently entered in the indexing database.

It should be noted that depending on the policies of each journal, publishers can authorize the deposit of different versions of the paper submitted. In addition to this, distinct embargo periods can be stipulated, after which authors can self-archive their papers in repositories. Therefore, we accessed the website of each journal to check the embargo period between the publication date and online deposit in an OA institutional repository. In this way, we chose journals whose embargo periods varied from 0 and 12 months.

Finally, we applied a journal selection filter, choosing those only those journals with an impact factor (IF) of 1.000 or above. *Table 1* details the characteristics of the set of journals analyzed in this study, showing the IF, required embargo period before self-archiving, the total number of articles and the percentage of papers available in OA to April 21, 2017.

Journal	Impact Factor	Embargo period (months)	Total no. of published articles	N° of articles OA journals (APC)	N° of green road OA articles	% OA Total (APC+green road)
<i>Aslib Proceedings*</i>	1.147	0	33	0	12	36.4 %
<i>European Journal of Information Systems</i>	2.892	12	35	0	10	28.6 %
<i>Information Society</i>	1.333	0	22	0	6	27.3 %
<i>Information Systems Journal</i>	2.522	12	26	0	10	38.5 %
<i>Information Systems Research</i>	3.047	12	58	0	30	51.7 %
<i>Information, Technology & People</i>	1.150	0	18	1	10	61.1 %

<i>Int. Journal of Computer-Supported Collab. Learning</i>	2.200	12	19	0	7	36.8 %
<i>International Journal of Geographical Inf. Science</i>	2.065	12	122	1	39	32.8 %
<i>Journal of Academic Librarianship</i>	1.150	12	71	1	37	53.5 %
<i>Journal of Documentation</i>	1.063	0	40	0	20	50.0 %
<i>Journal of Librarianship and Information Science</i>	1.239	12	23	0	16	69.6 %
<i>Library & Information Science Research</i>	1.230	12	35	0	15	42.9 %
<i>Online Information Review</i>	1.152	0	48	0	18	37.5 %
<i>Program - Electronic Library and Information Systems</i>	1.000	0	22	1	13	63.6 %
<i>Scientometrics</i>	2.084	12	249	9	126	54.2 %
<i>Social Science Computer Review</i>	1.525	12	51	3	31	66.7 %
Total	-	-	872	16	400	47.7 %
Source: Data from the research *Currently: <i>Aslib Journal of Information Management</i>						

Table 1. Details of selected journals

Bibliographic data collection of published articles for these journals was performed in the Web of Science's Core Collection on July 27, 2016 and on April 21, 2017. The number of citations each article garnered was checked in the *Citation Report*, accessed through the same database. We also collected citation data from three other sources: Google Scholar, Altmetric.com and Mendeley, in order to assess if any of these sources best captures the impact that these open access articles have on social networks. To that end, we attached the Altmetric Bookmarklet, a free app provided by the Altmetric.com website, to each article. For data from Mendeley, we noted the number of readers who had downloaded the reference data of the articles under analysis. We first carried out the Altmetrics data collection between July 27 and 30, 2016. The second data collection was carried out between April 21 and 22, 2017.

We accessed each journal site individually to verify which articles were available in OA. In line with Antelman (2004), in order to ascertain whether articles are accessible via the green road, we performed a search in Google Scholar for articles deposited in OA repositories, on personal webpages of authors and in other sources in order to determine the extent of full-text and barrier-free access to these papers. Interestingly, at the time of the second data collection, there were 58 green road OA articles not originally available in OA at the time of the first data collection. Evidently, these articles were archived in a repository at some point between the two data collection moments.

For articles located in OA, we logged data on the version available, i.e., the pre-print or the post-print. We should emphasize that if copies of the article existed on more than one website, we counted only the first result brought up by the search engine. Thus, there might have been cases in which the article was available simultaneously in the institutional repository and on the author's personal webpage. We did not check each case, because at this point in the research, we were interested in whether the article was openly and freely available. In this sense, we were taking the cue from Willinsky (2006) who observed that an alternative to the creation and maintenance of digital repositories by institutions is, indeed, the posting of publications on researchers' personal webpages, on webpages within the university or website operated by the research group. For this reason, our study employs the term *Institutional website* to webpages hosting the freely downloadable article, whether an institutional repository or webpage on a university website.

Lastly, in order to verify the OACA hypothesis and in view of observations by Craig *et al.* (2007) regarding potential methodological issues, we followed the method used by Wang *et al.* (2015) and Poplašén and Grgić (2016) to calculate the average number of citations and mentions on the social web garnered by OA articles and compare these against those obtained by the non-OA articles. The aim of this stage of the data collection is to determine whether the OACA hypothesis can be confirmed for the Altmetrics data collected from sources with a much wider reach than the Web of Science. Moreover, this analysis was performed individually for each data collection set, and the two analyses were compared against each other in order to verify whether OA contributes to a faster increase in the average citation value compared to non-OA articles. We also separately assessed open access offered through the payment of APC and through the self-archiving of articles in OA by the authors.

RESULTS AND DISCUSSION

As seen in *Figure 2*, the post-print versions of the articles (61.3%) were those versions most frequently found on Google Scholar. This may be the consequence of the journal's open access archiving policies, allowing either self-archiving of the pre-print or post-print version of the published paper. A trend was also observed regarding the use of institutional websites and academic social networks for self-archiving, which confirms the relevance of institutional repositories for the dissemination of knowledge generated in a given institution and leveraging scientific progress (Harnad, 2007; Swan, 2010; Suber, 2012). *Figure 2* also shows that only 3.8% of the total number of OA articles analyzed are immediately available in open access in journals through the payment of the APCs.

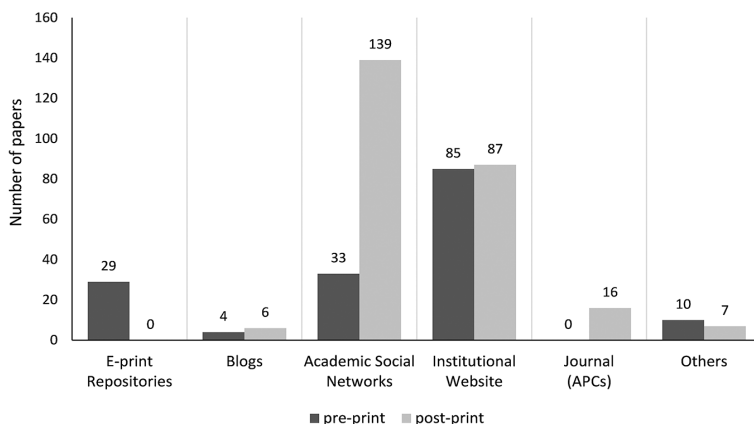


Figure 2. Locations of articles available in open access

The results show of the 416 open access (OA) articles in the second data collection, 385 had at least one citation, which represents a *citedness*² of 92.5%. For non-OA articles, the citedness rate is 90.8% (414 out of 456). This shows, at least for the number of citations, that the two values are extremely close. For comparison purposes, the rate of mentions presented by the Altmetric.com variable is only 48.3% for OA articles and 35.1% for non-OA articles. Although this indicator shows OA seems to achieve at least one social web reference for a greater number of articles, when we compare this data against

2 According to Wang *et al.* (2015), citedness can be calculated by dividing the number of articles with at least one citation by the total number of articles analyzed.

the citation rate, we find there are only a few articles that exhibit this behavior. *Tables 2 and 3* show the results identified from the calculations carried out for the verification of the OACA hypothesis for the first and second data collections.

Information source	Function	Non-open access	Open access	
			APC	Green road
Web of Science (average no. of citations)	average	3.95	6.94	4.99
	min	0	0	0
	max	42	25	39
	median	3	5	3
Google Scholar (average no. of citations)	average	12.58	20.38	16.79
	min	0	1	0
	max	222	96	232
	median	8	15	11
Mendeley (average no. of readers)	average	29.70	46.69	35.18
	min	1	12	2
	max	184	104	214
	median	24	44	27
Altmetric.com (average no. of donut score)	average	1.13	4.31	2.47
	min	0	0	0
	max	47	25	61
	median	0	1	0

Table 2. Statistical averages for the first dataset

Information source	Function	Non-open access	Open access	
			APC	Green road
Web of Science (average no. of citations)	average	6.07	8.69	7.39
	min	0	0	0
	max	82	40	74
	median	4	6.5	5

Google Scholar (average no. of citations)	average	17.16	22.00	22.40
	min	0	5	0
	max	347	122	332
	median	12	15.5	15
Mendeley (average no. of readers)	average	35.44	53.38	43.16
	min	1	14	2
	max	229	127	244
	median	29	46.5	33
Altmetric.com (average no. of donut score)	average	1.24	4.75	2.43
	min	0	0	0
	max	47	25	57
	median	0	2	0

Table 3. Statistical averages for the second collected dataset

According to *Tables 2 and 3*, was can infer that OA offers some advantage in the number of citations for journals in the field of Information Science, since the averages of OA articles located in both Web of Science and Google Scholar are higher than those for non-OA articles. This information is valid for the two collection periods. It can also be observed in the similar maximum and median values exhibited for green road OA articles and non-OA papers.

Additionally, the Altmetrics data also corroborate the OACA hypothesis. For Altmetric.com and the Mendeley data, we observe that OA articles via APC are those that show the greatest proportional advantage. This suggest the impact of an article on social webs can be improved by making it immediately available. i.e., providing OA, on the website of the journal where it was published. *Figures 3 and 4* illustrate the mean values obtained for each of the information sources analyzed.

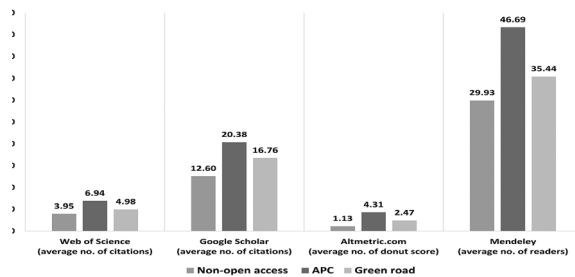


Figure 3. Analysis of OACA in diverse information sources for the first data collection

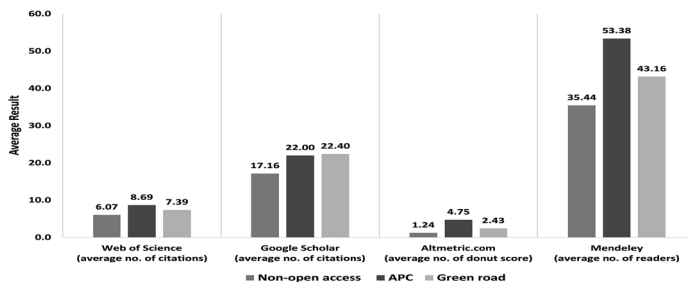


Figure 4. Analysis of OACA in different information sources for the second data collection

Figures 3 and 4 show that for the dataset analyzed for the field of Information Science, open access via the payment of article processing charges (APCs), in most cases, leads to more citations, a greater number of mentions on the social web and a greater number of readers on Mendeley when compared to papers self-archived by authors.

Table 4, on the other hand, shows the percentage growth rate of the means of the variables analyzed in this study. As can be observed, non-open access articles exhibited the largest percentage of growth in citation averages on Web of Science and Google Scholar. It should also be noted that the average Altmetric Score for green road open access articles declines from one data set to another. This could be related to the fact that in the second collection some of the articles did not obtain as many scores as in the first collection. On this point, Haustein, Bowman and Costas (2015) explain that there is uncertainty regarding the consistency of the Altmetrics data, because they are linked to platforms that are constantly changing and whose users are so diverse they have not yet been completely understood.

Information source	Non-open access	Open access	
		APC	Green road
Web of Science	53.8%	25.2%	48.1%
Google Scholar	36.4%	8.0%	33.4%
Mendeley	19.3%	14.3%	22.7%
Altmetric.com	9.5%	10.1%	-1.9%

Table 4. Average percentage variation between the two data collection

Our results showed that regardless of whether an article is OA or non-OA, the largest increases in absolute numbers of the total citations obtained from the Web of Science were attained by articles that had reached a large number of citations in the first data collection. This also occurred with Google Scholar citation values and the number of readers in Mendeley. This phenomenon, in which success seems to lead to more success, was also observed by Solla Price (1976), who called it the “Cumulative Advantage Distribution.” Analogous to the “Matthew Effect” described by Merton (1968), Solla Price (1976) argues that articles with garnering a large number of citations are more likely to be cited versus those with few citations. Similarly, a journal that is constantly used as a reference for a particular subject area tends to be consulted more often than those less frequently used of those that are just emerging.

In the case of Altmetric.com, as only 76 articles (8.7%) exhibited changes in scores. Moreover, it was not possible to identify a pattern to justify greater or smaller increases or decreases in the donut score. The low number of articles exhibiting changes in Altmetric Score shows that this indicator, obtained from the mentions on social networks, seems to be more stable than the others, insofar as it captures only the most immediate impact of a publication. Therefore, after a period immediately following its publication, an article is unlikely to be mentioned again on a social network.

FINAL CONSIDERATIONS

Through the elaboration and analysis of bibliometric and altmetrics indicators, the aim of this research is to examine the impact of open access (OA) of journal articles in the area of Information Science. The study allows us to infer that archiving an article in open access seems to contribute to an advantage in the potential number of citations and mentions in social media. The study, therefore, corroborates results found regarding the Open Access Citation Advantage (OACA) for other areas of knowledge, while showing that these advantages also exist in terms of mentions in social networks. As such, the viability of an “OA Altmetrics Advantage” is supported.

In this way, we see that OA can contribute to a greater diffusion of knowledge within the scientific community and potentiate the number of citations scientists obtain, something that can positively influence the impact of their research groups or institutions. “OA is not just about public access rights or the general dissemination of knowledge: It is about increasing the impact and thereby the progress of research itself” (Gargouri *et al.*, 2010: 1).

Although articles made available in OA immediately by journal – via the payment of the article processing charge (APC) – exhibited the greatest percentage advantage regarding their number of citations and social network mentions, we cannot indisputably assert that this model is the best in terms of returns to the authors in the form of citations; since only 16 of the 872 articles were made available in OA in this way. Additionally, the literature in this area suggests OACA exists largely because scientists tend to make their better-quality articles available in open access. As such, these articles already tend to receive more citations. This phenomenon was also demonstrated in our research, since the articles in the second sample with the highest percentage citation increases were also those that had already reached a large number of citations in the first data collection. Therefore, it is important to acknowledge that while OA drives a higher citation numbers, the quality of the article is also a significant factor.

In addition to testing the OACA hypothesis, we verified its existence in two time periods in order to examine OA influence of over time. Despite the lower average values, we found the number of citations increased more rapidly for non-OA articles. Furthermore, the Altmetrics data remained practically stable between the two data collections, regardless of which set was analyzed. This demonstrates that we must examine what altmetric indicators actually measure. We hope we have contributed to this discussion by showing that altmetric indicators on the whole actually tend to reflect the more immediate and short-term repercussion of publications: and that it is unlikely that an article will be mentioned again in social networks after the period immediately following publication. Despite this, it should be noted that this study set about the task of obtaining the Altmetrics data. Since an automated, free method of obtaining this information was not available, it was difficult to perform the study on a large sample, something that limits the research to providing only a partial view of Altmetrics in the field of Information Science. Further research could verify the existence of a correlation of the data with shorter time intervals, whereby its could be ascertain whether articles with a substantial number of social media mentions today might lead to a large number of citations in the future.

Finally, we emphasize that more than half of the articles in our sample were not OA available either by APC or by the green road. This aligns with Gargouri *et al.* (2010), who observed that not all authors self-archive their publications after expiration of the embargo period, which means subscription to the journal is still required to access a large portion of the literature. From this standpoint, our results could provide support to decision-makers at government and funding agencies to act more effectively in formulating

future science and technology policies that encourage making scientific information available to any interested party; and, in this way, contribute to the achievement of the goals pursued by OA. Such policies might include, for example, the establishment broad institutional repositories providing access to more than theses and dissertations, or automatic OA publication of the articles after expiration of embargo periods. Such measures would do much to contribute to the consolidation of OA in the field of Information Science.

Acknowledgements

We are grateful to the Fundação de Amparo à Pesquisa do Estado de São Paulo (FAPESP) for the Master's grant awarded to the first author (process n°. 2015/16872-2) and the Post-Doctorate grant awarded to the third author (process n°. 2015/18878-8).

REFERENCES

- Antelman, Kristin. 2004. "Do open-access articles have a greater research impact?" *College & Research Libraries* 65 (5): 372-382.
- Archambault, Eric, Didier Amyot, Phillippe Deschamps, Aurore Nicol, Lise Rebout, and Guillaume Roberge. 2013. *Proportion of open access peer-reviewed papers at the European and world levels - 2004-2011*. Quebec (QC): Science-Metrix; Report No.: RTD-B6-PP-2011-2. Accessed 19 May 2016. http://www.science-metrix.com/pdf/SM_EC_OA_Availability_2004-2011.pdf
- Atchinson, Amy, and Jonathan Bull. 2015. "Will open access get me cited? An analysis of the efficacy of open access publishing in political science." *PS: Political Science & Politics* 48 (1): 129-137.
- Craig, Iain, Andrew M. Plume, Marie. E. McVeigh, James Pringle, and Mayur Amin. 2007. "Do open access articles have greater citation impact? A critical review of the literature." *Journal of Informetrics* 1 (3): 239-248.
- Galligan, Finbar, and Sharon Dyas-Correia. 2013. "Altmetrics: rethinking the way we measure." *Serials Review* 39 (1): 56-61.
- Gargouri, Yassine, Chawki Hajjem, Vincent Larivière, Yves Gingras, Les Carr, Tim Brody, and Stevan Harnad. 2010. "Self-selected or mandated, open access increases citation impact for higher quality research." *PLoS ONE* 5 (10).
- Harnad, Stevan. 2005. *OA impact advantage = EA + (AA) + (QB) + QA + (CA) + UA*. School of Electronics & Computer Science, University of Southampton. Accessed 27 June 2018. <http://eprints.soton.ac.uk/262085/>
- Harnad, Stevan. 2007. "The green road to open access: a leveraged transition." In *The culture of periodicals from the perspective of the electronic age*, A. Gacs, ed., 99-105. Paris: L'Harmattan.

- Harnad, Stevan, and Tim Brody. 2004. "Comparing the impact of open access (OA) vs. non-OA articles in the same journals." *D-Lib Magazine* 10 (6).
- Haustein, Stephanie, Timothy Bowman, and Rodrigo Costas. 2015. "Interpreting "altmetrics": viewing acts on social media through the lens of citation and social theories." arXiv.org [preprint]. Accessed 16 April 2017. <https://arxiv.org/abs/1502.05701>
- Haustein, Stephanie, Isabella Peters, Judit Bar-Ilan, Jason Priem, Hadas Shema, and Jens Terliesner. 2013. "Coverage and adoption of altmetrics sources in the bibliometric community." arXiv.org [preprint]. Accessed 02 May 2016. <http://arxiv.org/ftp/arxiv/papers/1304/1304.7300.pdf>
- Kousha, Kayvan, and Mike Thelwall. 2007. "The web impact of open access social science research." *Library & Information Science Research* 29 (4): 495-507.
- Lawrence, Steve. 2001. "Free online availability substantially increases a paper's impact [Internet]." *Nature* 411 (6837): 521-521.
- Merton, Robert K. 1968. "The Matthew effect in science: the reward and communication systems of science are considered." *Science* 159 (3810): 56-63.
- Poplašen, L. M., and I. H. Grgič. 2016. "Altmetric and bibliometric scores: does Open Access matter?" *Qualitative and Quantitative Methods in Libraries* 5: 451-460.
- Priem, Jason, Paul Groth, and Dario Taraborelli. 2012. "The altmetrics collection." *PLOS ONE* 7 (11).
- Solla Price, Derek. 1976. "A general theory of bibliometric and other cumulative advantage processes." *Journal of the American Society for Information Science* 27 (5): 292-306.
- Suber, Peter. 2012. *Open access*. Cambridge (MA): MIT Press.
- Swan, Alma. 2010. *The Open Access citation advantage: studies and results to date [report]*. Southampton (GB): University of Southampton Institutional Repository. Accessed 02 May 2015. <http://eprints.ecs.soton.ac.uk/18516>
- Wang, X., C. Liu, W. Mao, and Z. Fang. 2015. "The open access advantage considering citation, article usage and social media attention." *Scientometrics* 103 (2): 555-564.
- Way, Doug. 2010. "The open access availability of library and information science literature." *College & Research Libraries* 71: 302-309.
- Willinsky, John. 2006. *The access principle: the case for open access to research and scholarship*. Cambridge (MA): MIT Press.
- Xia, Jingfeng, Rebekah Myers, and Sara Kay Wilhoite. 2011. "Multiple open access availability and citation impact." *Journal of Information Science* 37 (1): 19-28.

Para citar este texto:

Cintra, Paulo Roberto, Ariadne Chloe Furnival y Douglas Henrique Milanez. 2018. "The impact of open access citation and social media on leading top Information Science journals". *Investigación Bibliotecológica: archivonomía, bibliotecología e información* 32 (77): 117-132. <http://dx.doi.org/10.22201/iibi.24488321xe.2018.77.57874>