



Farming with drip sea water irrigation for *Salicornia* production in Tierra del Fuego, Argentina

Agricultura con riego por goteo de agua de mar para la producción de *Salicornia* en Tierra del Fuego, Argentina

Oscar Bianciotto^{1*}, Fernando Aras Martin¹, María Elena Arce², Luciano Selzer¹, Jesús Ortega García⁴, Gea Paulo³, Leonor Angelica Galindo Cárdenas¹, Aldo Robledo¹ and Edgar Omar Rueda Puentes^{5*}

¹ Universidad Nacional de Tierra del Fuego A.I.A.S. – Argentina, Ushuaia, Tierra del Fuego, Basket 251, C.P. 9410, Ushuaia, Argentina.

² Universidad Nacional de la Patagonia, Argentina. Ciudad Universitaria Km 4, C.P. 9005 Comodoro Rivadavia, Chubut, Argentina.

³ Instituto Nacional de Tecnología Agropecuaria (INTA) – A.E.R. carretera Río Grande – Km. 21., C.P. 9007, Ushuaia, Tierra del Fuego – Argentina.

⁴ Departamento de Ciencias Químico Biológicas y Agropecuarias. Universidad de Sonora. Av. Universidad e Irigoyen, s/n. Col. Ortiz. Caborca, Sonora, Mex. C.P. 83621.

⁵ Departamento de Agricultura y Ganadería. Universidad de Sonora. Boulevard Luis Encinas y Rosales s/n. C.P. 83000, Col Centro. Hermosillo Sonora, México.

ABSTRACT

Farming for the sustainable production of halophyte crops should begin with the popular knowledge of saline and beneficial plants. In this respect, the use of drip irrigation with a seawater supply for the production of the halophytic specie *Salicornia magellanica* was evaluated in a small-scale culture in three growth periods; a randomized design of fifteen plantings were developed in each treatment (n=15), with two irrigation flows in two plant stages (two and seven months of initial pre-planting growth in pots). The irrigation flow showed different effects on the production parameters and plant age, with highest yields recorded in more developed plants at the third season. Hydroponics with low concentration of sea water, showed a greater and significant values in survival of plants, largest length and number of shoots. These results made it possible to model the consumption of seawater for crops in Tierra del Fuego, Argentina, optimizing its use in order to reduce the cost of seawater provision for micro crops far from the sea coast.

Key words: increasing density; levels; morphology; urban space.

RESUMEN

La producción de cultivos halófitas en una agricultura sustentable, debe iniciar con el conocimiento popular de las plantas salinas y beneficiosas. Con base a lo anterior, se evaluó el uso de riego por goteo con suministro de agua de mar para la producción de la especie halófila *Salicornia magellanica* en un cultivo de pequeña escala en tres períodos de crecimiento; en cada tratamiento se desarrolló un diseño aleatorizado de quince plantaciones (n = 15), con dos caudales de riego en dos etapas de planta (dos y siete meses de crecimiento inicial pre-plantación en macetas). El caudal de riego mostró

diferentes efectos sobre los parámetros de producción y edad de la planta, donde los mayores rendimientos se registraron en plantas más desarrolladas en la tercera temporada. En la hidroponía con agua de mar las de baja concentración, tuvieron valores mayores y significativos en supervivencia de plantas, mayor longitud y número de brotes. Estos resultados permiten modelar el consumo de agua de mar para cultivos en Tierra del Fuego, Argentina, optimizando su uso con el fin de reducir el costo del suministro de agua de mar para micro cultivos alejados de la costa del mar.

Palabras claves: aumento de densidad; espacio urbano; morfología; niveles.

INTRODUCTION

Marsh ecosystems are home to most halophyte plant species that are components of the global coastal natural heritage. Those have been well studied for more than 20 years, as potential source for safe food for people (Kong and Zheng, 2014; Aarland *et al.*, 2020). This has led to pilot tests of alternative agriculture in marginal environments, which do not require fresh water for its development (Beltran-Burboa *et al.*, 2017; Feng *et al.*, 2013; Harrouni *et al.*, 2003ab; Davy *et al.*, 2001). Worldwide freshwater shortages, and the possibility of producing food grown with seawater, make halophytes an important future possibility for the use of coasts and salinized inland lands (Rebolloza *et al.*, 2020; Feng *et al.*, 2013; Glen *et al.*, 1998). In this way, new agricultural production systems began to emerge. The use of seawater for agriculture is an innovation in the quality food production process, based on research knowledge on the physiological mechanisms of high salinity adaptation and productive genotypes of marginal halogen and glycophyte plants at moderate salinities, with food production capacity, which has generated saline

*Autor para correspondencia: Edgar Omar Rueda Puentes
 Correo electrónico: erueda04@santana.uson.mx

Recibido: 12 de agosto de 2020
 Aceptado: 26 de octubre de 2020

agriculture beginning slowly around the world (Bianciotto *et al.*, 2014; Salazar *et al.*, 2014; Boscaiu and Vicente, 2013; Lieth and Moscheno 2003; Koyro and Werner, 2003). In Tierra del Fuego Province (Argentina), the most interesting halophyte *Sarcocornia magellanica* (Phil.), reclassified by M.A. Alonso and M.B. Crespo as *Salicornia* (Amerocornia) *magellanica* Piirainen and Kadereit subg. (Bianciotto *et al.*, 2004; 2006), covers around 60,000 ha of land, used only as waste dumps or oil exploitation areas, or at best, for sheep and cattle grazing (Bianciotto *et al.*, 2004; 2006).

Salicornia has begun to locally contribute as food for the population in the Patagonian region. Restaurants have integrate the product into the gastronomic charts, considering the contents of this species in essential fatty acids and salts of Calcium, Magnesium, Sodium, Potassium, trace elements, among others. It has been called the first Fuegian and Patagonian vegetable endemic to the region (Bianciotto *et al.*, 2016; 2014; Arce *et al.*, 2016).

The hypothesis proposed in this study is that under an irrigation system with an effective salinity, using seawater for *Salicornia* development, its establishment would be more successful in saline and / or coastal desert areas. Thus, it is important to determine the optimal conditions (drip irrigation system and pots), which would allow expanding the crop from small or medium scale, to urban areas. For this reason, the present work was aimed to evaluate the use of drip irrigation with seawater supply for the production of the halophytic specie *Salicornia magellanica*, considering two irrigation flows in plant stages (two months = 60 days after sowed =das=) and seven months (210 das), initial pre-planting growth in pots. Additionally, at the same time, another hydroponic growing experiment was carried out with four different seawater concentrations (0, 11, 20 and 33 g/L of salts) to determine the optimal concentration.

MATERIAL AND METHODS

Salicornia magellanica on drip seawater irrigation

An experimental design with sixty (60) plants was implemented, grown from propagation lignified stems cuttings (10 cm in length and 1 cm in diameter) from mother plants at flowering stage, from a Bay called "enclosed bay" at coordinates 54° 49' 21.95" S, 68° 19' 04.22" O. They were cultivated in small 0.5-L pots; when the lignified cuttings had two months (60 days after transplanted =dat) and seven months (210 dat) they were transplanted a second time into 3-L pots. At each plants-age treatment (60 and 210 dat), seawater irrigation with two flows of 0.7 L/h (30 plants) and 1.43 L/h (30 plants) were evaluated from two peak flow openings; each group of plants in each flow were placed under two different conditions: seven months of growth (15 plants) in spring and seven months (15 plants) in winter.

An automatic irrigation and dripper system was chosen to facilitate the regulation mechanism. It was integrated with a system of tank and sea water transport tanks (Figure 1), manifolds with closed normal solenoid valve (220 V) and regulated by a timer. Hoses with dropper of variable flow,



Figure 1. Drip irrigation system with 500 L sea water tank and hoses with variable flow dropper.

Figura 1. Sistema de riego por goteo con tanque de agua de mar de 500 L y mangueras con gotero de flujo variable.

equipped with a drill tip, allows it to be inserted into the irrigation hose and an adjustable flow peak of 35 L/h and emission radius of 30 ± 5 cm.

Thirty plants (30) were then considered for each type of flow opening, with two planting ages: fifteen (15) that spent one winter prior to the test (7 months of growth, named mature plants -MP) and fifteen (15) planted at spring (2 months of growth, named young plants -YP) for the purpose of recording and determining growth and productive variables differences. Measurements of the following biological parameters were taken in plants during three consecutive growth periods: number of green shoots, average length of green shoots (mm), length of the witness shoot (mm), biomass production by green weight ($\text{g}\cdot\text{m}^2$) and dry weight ($\text{g}\cdot\text{m}^2$). Rainwater was recorded and the amount of seawater used for each established flow rate, according the province of Tierra del Fuego conditions, was calculated.

Test Hydroponics Culture

The hydroponics culture test was carried out on square containers coated with transparent plastic LTD. Four different seawater dilutions were evaluated: 100, 50, 25 and 0 % of seawater (33, 18, 11 g/L of salts), respectively, and tap water plus urea fertilizer (2 g/L). Four repetitions were carried out of each solution. A water aeration system (fish tank aerator) with small pumps were used to recycle the culture medium. Over each seawater solution, sheets of perforated polystyrene-

ne (EPS), used to support the plants (Figure 2), were placed; one hundred fifty 10-cm long *Salicornia* cuts were grown, to achieve the same number of plant repetitions (n = 150). The plants development in each water salinity was measured, considering plant survival, length and number of shoots. The test was carried out under greenhouse conditions at 20 °C with moderated wind fluxes.



Figure 2. Hydroponics containers with plants of *Salicornia* (*Amerocornia*) *magellanica* placed in greenhouse.
Figura 2. Contenedores hidropónicos con plantas de *Salicornia* (*Amerocornia*) *magellanica* colocadas en invernadero.

Statistical Analysis

Data were analyzed under a completely randomized experimental design of repeated measures, with 2 flows, 2 ages and 15 repetitions (n = 15) for each plant age. Given the nature of the data, we chose to use three-way ANOVA under mixed linear models using the “name” package of the “R” program version 3.2.5. In addition, Principal Component Analysis was used to test the correlation between the length of shoots, number of shoots and dry weight per plant variables, given the high degree of correlation between fresh and dry weight expressed in plant or area.

RESULTS AND DISCUSSION

Salicornia magellanica on drip seawater irrigation

Based on the indicated irrigation system, Table 1 and Figure 3 show a variation between a 6.0 to 6.4 L pot for the lowest flow rate, and a 10.7 to 11.9 L pot for the highest flow rate. The above considering maintaining soil moisture for each plant at field capacity (moist soil).

Drip seawater irrigation culture and Principal component analysis

Sprout length was the only parameter where a triple interaction was found (Flow x Maturity x Growing Season) (Table 2). This is because differences depend on the development of the plants (maturity) and the growing season considered (Table 2; Figure 4). In the second period, younger plants (YP) had significant differences and longer sprout lengths with the lowest flow, while the plants with greater development (MP) had significantly longer shoots in the third period. The number of shoots was significantly higher in PM plants in the three seasons. The maturity and growth period interaction (Maturity x Season) showed a substantial change in the magnitude of the differences, but not in their sign. This increase in the number of shoots in mature plants, represented a significant increase in green and dry biomass, per plant and in standardized values (m²), in the third growing season (Table 2, 3, Figure 4).

Table 1. Average volumes in liters of total rainwater and seawater for flow rates 1 and 2 supplied to each pot per month. 0.7 L/h (flow 1) and 1.43 L/h (Flow 2).
Tabla 1. Volúmenes promedio de agua de lluvia y agua de mar totales para los caudales 1 y 2 suministrados a cada maceta por mes 0.7 L/h (flujo 1) y 1.43 L/h (flujo 2).

Months	Monthly average of Rainwater per pot (I)	Monthly average of SW (flow 1) (I-pot)	Monthly average of SW (flow 2) (I-pot)	Average total volume (SW + RW) per month for flow rate 1 (I-pot)	Average total volume (SW + RW) per month for flow rate 2 (I-pot)	% of average SW Flow 1 % of average SW Flow 2	
	I	II	III	IV= I + II	V= I + III		
O	0,638	5,536	11,071	6,174	11,709	90%	95%
N	0,730	5,357	10,714	6,087	11,444	88%	94%
D	0,896	5,536	11,071	6,432	11,967	86%	93%
E	0,875	5,536	11,071	6,410	11,946	86%	93
F	0,744	5,000	10,000	5,744	10,744	87%	93%
M	0,785	5,536	11,071	6,320	11,856	88%	93%

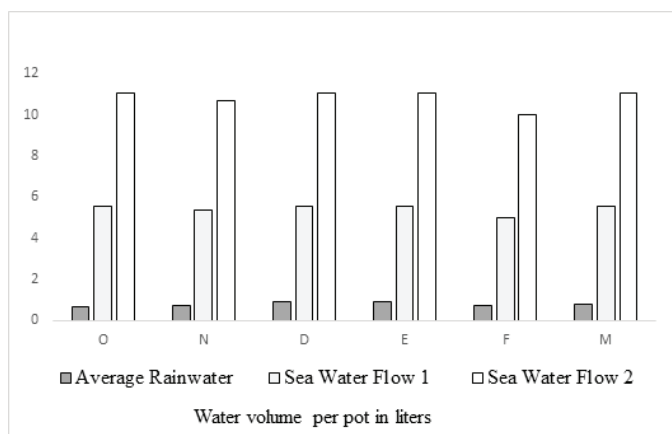


Figure 3. Average monthly volume of water (SW and RW) supplied for each flow rate and per pot in the drip irrigation system.

Figura 3. Volumen mensual promedio de agua (SW y RW) suministrada para cada caudal y por maceta en el sistema de riego por goteo.

In young plants, the flow was related to productivity (Flow x Maturity interaction). The fresh weight, both by plant and area, was significantly higher with the lowest flow (Table 2-3). Whereas the dry matter percent weight did not change significantly under any of the variables studied (Table 2, 3). There is no clear pattern between irrigation flows, but it is possible to see that the variation between periods is consistent. Plants increased productivity (green and dry weight) with the advance of the seasons (Figure 5). Analysis of major components shows that, in mature and new plants, variables length and number of shoots are poorly correlated. The dry weight is more correlated with the length of shoots in mature plants. Whereas for it shows greater correlation with the number of shoots in new plants. These results are supported by the correlation between variables (Table 3, 4; Figure 6, 7).

Table 2. Mean biological parameters of *Salicornia (Amerocornia) magellanica*, mature plants (MP) and young plants (YP) with two irrigation flows, for the 3 growth periods: number of shoots, length of shoots, length of marked bud, fresh weight per plant in grams dry matter per plant in gplant, fresh and dry weight in square meters (gm²). n = 15.

Tabla 2. Parámetros biológicos medios de *Salicornia (Amerocornia) magellanica*, plantas maduras (MP) y plantas jóvenes (YP) con dos flujos de riego, para los tres períodos de crecimiento: número de brotes, longitud de brotes, longitud de brote marcado, peso fresco por planta en gramos de materia seca por planta en gplanta, peso fresco y seco en metros cuadrados (gm²). n = 15.

	1° growing period				2° growing period				3° growing period			
	Flow 0,71 L·h		Flow 1,43 L·h		Flow 0,71 L·h		Flow 1,43 L·h		Flow 0,71 L·h		Flow 1,43 L·h	
	YP	MP	YP	MP	YP	MP	YP	MP	YP	MP	YP	MP
Sprout Number plant	7	28	6	21	10	25	9	15	18	35	15	28
Sprout Length (mm)	25,6	51,8	33,3	43,8	72,0	57,3	54,8	66,7	58,0	67,9	60,5	93,3
Marked sprout length (mm)	s/d	34,7	s/d	36,0	s/d	84,0	s/d	102,7	s/d	s/d	s/d	s/d
Green weight plant (g plant)	s/d	4,9	s/d	4,1	8,0	8,3	5,1	9,1	17,2	21,0	10,0	24,1
Dry matter plant (gplant)	s/d	0,23	s/d	0,19	0,92	0,98	0,56	0,99	1,89	2,38	1,18	2,65
Std green weight (gm ²)	s/d	88,80	s/d	73,20	144,60	150,00	91,20	163,20	309,86	378,00	180,00	434,57
Std dry matter (gm ²)	s/d	4,11	s/d	3,35	16,52	17,72	10,07	17,77	33,96	42,92	21,25	47,65

Table 3. ANOVA of three factors, Flow, Maturity, growing period and their interaction.

Chi (p).

Tabla 3. ANOVA de tres factores, flujo, madurez, período de crecimiento y su interacción.

Chi (p)

Factor	Sprout Number	Sprout Length	Green Weight	Dry Matter	Std Green Weight	Std Dry Matter	Dry matter Percentage
Flow	5,57 (0,0182)	0,76 (0,3824)	0,78 (0,3773)	1,28 (0,2576)	0,78 (0,3773)	1,28 (0,2576)	1,32 (0,2502)
Maturity	45,31 (<0,0001)	13,92 (0,0002)	11,03 (0,0009)	12,16 (0,0005)	11,03 (0,0009)	12,16 (0,0005)	0,65 (0,4185)
Growing period	62,1 (<0,0001)	139,31 (<0,0001)	95,48 (<0,0001)	122,37 (<0,0001)	95,48 (<0,0001)	122,37 (<0,0001)	1,78 (0,1818)
Flow x maturity	2,14 (0,1436)	2,76 (0,0965)	4,35 (0,0371)	3,51 (0,0609)	4,35 (0,0371)	3,51 (0,0609)	0,06 (0,8101)
Flow x growing period	0,36 (0,8340)	10,69 (0,0048)	0,24 (0,6235)	0,04 (0,8510)	0,24 (0,6235)	0,04 (0,8510)	1,98 (0,1593)
Maturity x growing period	8,99 (0,0112)	19,83 (<0,0001)	10,43 (0,0012)	11,92 (0,0006)	10,43 (0,0012)	11,92 (0,0006)	0,21 (0,6484)
Flow x maturity x growing period	0,72 (0,6967)	18,36 (0,0001)	2,49 (0,1146)	1,86 (0,1731)	2,49 (0,1146)	1,86 (0,1731)	1,1 (0,2936)

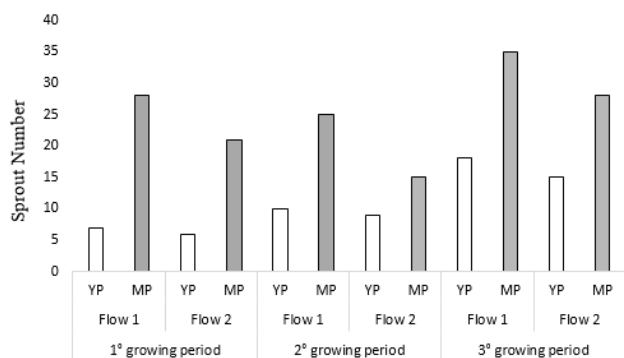


Figure 4. Interaction triple length of shoots, maturity and growth period.
Figura 4. Interacción triple longitud de brotes, madurez y período de crecimiento.

Table 4. Correlation between variables. Upper triangle- MP, lower triangle -YP.

Tabla 4. Correlación entre variables. Triángulo superior- MP, triángulo inferior -YP.

Sprout length	Sprout length	Dry matter	Sprout number
Dry matter	0,2046	0,6622	0,1221
Sprout Number	0,1400	0,8487	0,5019

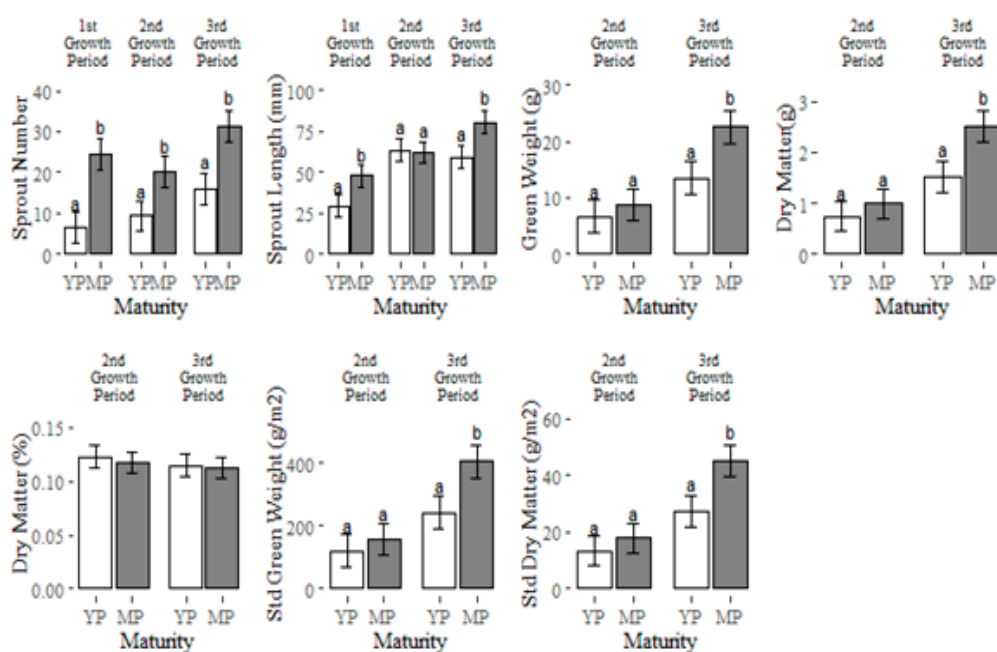


Figure 5. Interaction of maturity, green weight, dry weight per plant and standardized weight, with season and number of outbreaks of *Salicornia* (*Americornia*) *magellanica*.

Figura 5. Interacción de madurez, peso verde, peso seco por planta y peso estandarizado, con estación y número de brotes de *Salicornia* (*Americornia*) *magellanica*.

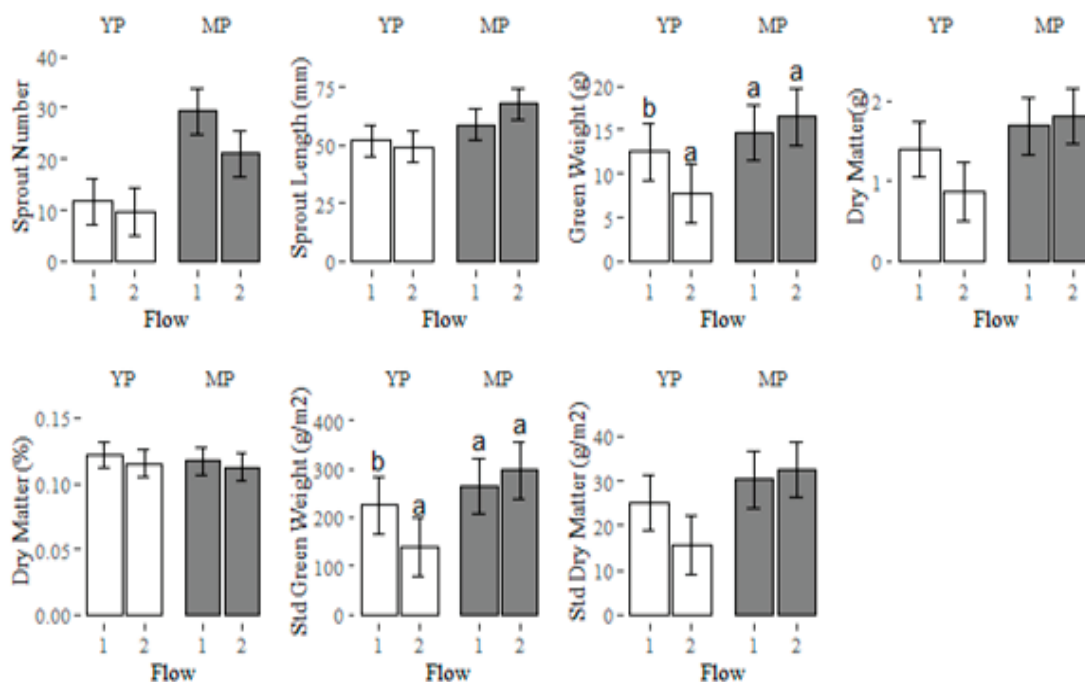


Figure 6. Flow and age interaction in *Salicornia (Amerocornia) magellanica*.
Figura 6. Interacción de flujo y edad en *Salicornia (Amerocornia) magellanica*.

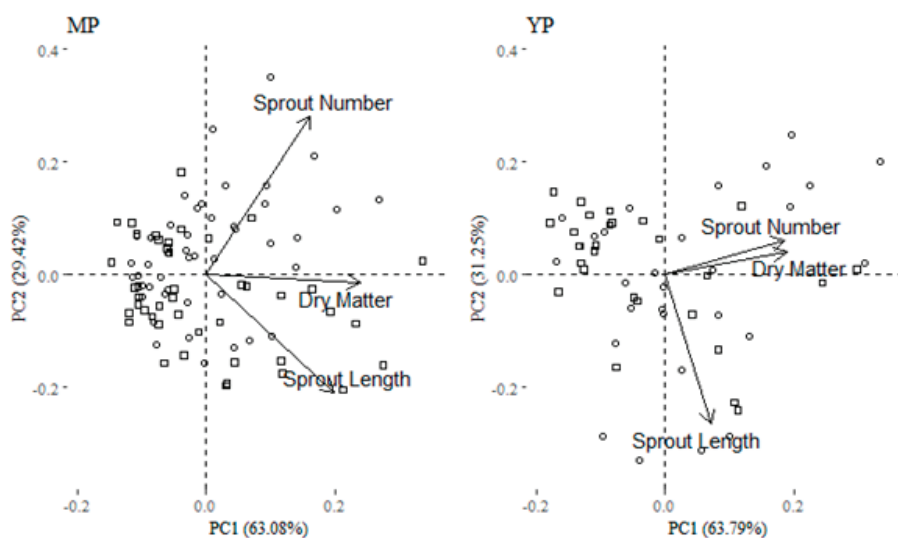


Figure 7. Graph of correlations between variables in *Salicornia (Amerocornia) magellanica*.
Figura 7. Gráfico de correlaciones entre variables en *Salicornia (Amerocornia) magellanica*.

Correlation Analysis

Analysis shows that in mature and young plants, variables length and number of shoots are poorly correlated. The dry weight is more correlated with the length of shoots in mature plants, instead, it is more correlated with the number of shoots in young plants. These results are supported by the correlation between variables (Table 5).

There is no clear pattern between risks, but it is possible to see that the variation between seasons is consistent. The plants increased the dry weight as the growth stages passed, which we can mention, according to the physiological aspects that are influenced by salinity in the production of dry matter and green matter.

Table 5. Simple ANOVA table, with Dilution as a factor F (p).

Tabla 5. Tabla ANOVA simple, con dilución como factor F (p).

Factor	Sprout Length	Sprout Number
Dilution	9,52 (<0,0001)	2,62 (0,0422)

Test Hydroponics Culture

The hydroponics test showed a greater survival of young plants (82 - 84%) between 11 to 20 g/L of seawater salinity (Figure 8, 9). The sprouts length had significant differences between freshwater (2 g/L) and the concentration of 25% seawater (11 g/L) and the sprouts number was significantly greater with dilution of 50% seawater (18 g/L). This test substantially improved the one carried out the previous

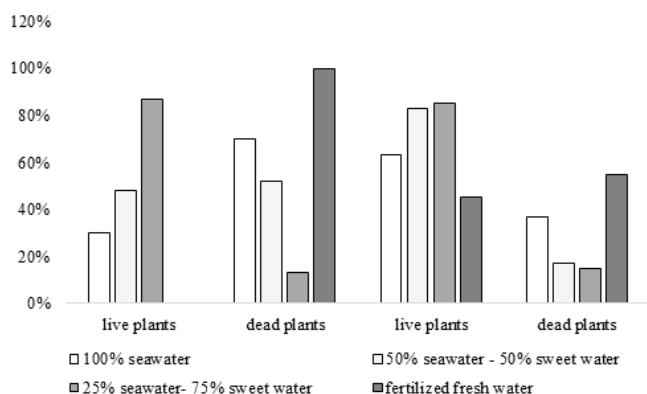


Figure 8. Survival of *Salicornia* (*Amerocornia*) *magellanica* plants in each season and for each dilutions of the hydroponics crop: a) 100% Seawater, b) 50% seawater and 50% fresh water, c) 25% seawater and 75% fresh water and d) Water tap with fertilizer.

Figura 8. Supervivencia de las plantas de *Salicornia* (*Amerocornia*) *magellanica* en porcentaje en cada estación y para cada dilución del cultivo hidropónico: a) 100% de agua de mar, b) 50% de agua de mar y 50% de agua dulce, c) 25% de agua de mar, 75% agua dulce y d) Grifo de agua con abono.

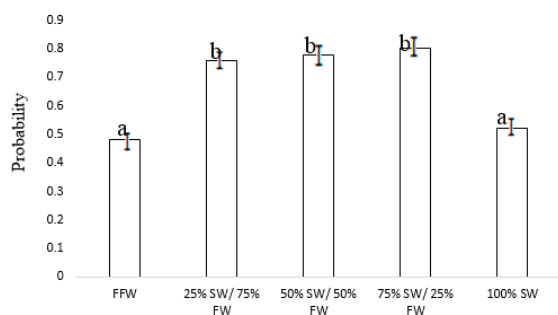


Figure 9. Statistical analysis of *Salicornia* seedlings survival, grown in hydroponics culture.

Figura 9. Análisis estadístico de la supervivencia de plántulas de *Salicornia* cultivadas en cultivo hidropónico.

year in greenhouse conditions, where the average survival of plants of the different salinities was approximately 40% (Figure 8, 9, 10).

This first experimental cultivation of *Salicornia* irrigated with seawater showed a significant increase in the number of outbreaks in plants with greater initial development (PM) and greater biomass production. Independent of the irrigation flow used and with water salinities between 11 and 20 g/L. Hasna *et al.* (2014) found that *Sarcocornia ambigua* (Michx) Alonso and Crespo (current *Salicornia ambigua*) plants defined as large (13 cm), brought to field cultivation, performed 3 to 4 times higher in growth parameters compared to 4 cm tach seedlings, initial end. Although a clear pattern between flows is not observed, young plants (YP) had greater green weight with the lowest flow, in mature plants they had significantly greater green and dry production during the third period of growth, regardless of the volume of seawater received. Ventura *et al.* (2011), found a similar results when working with seawater in marsh conditions.

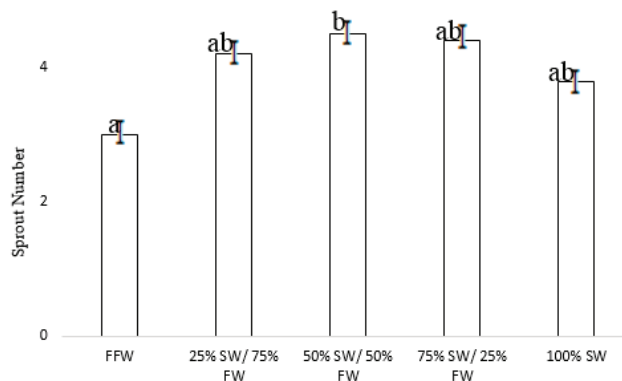


Figure 10. *Salicornia* length and number of shoots. Individual ANOVA of hydroponics plants. Significant differences results with $p < 0.05$.

Figura 10. Longitud de *Salicornia* y número de brotes. ANOVA individuales de plantas hidropónicas. Resultados de diferencias significativas con $p < 0.05$.

There is little background of *Salicornia* cultivation based on localized irrigation with seawater. The works done on halophytes refers to trials in fields on marine coasts or inland environments salinized, irrigated by furrows or saline waters flooding (López *et al.*, 2020; Rueda *et al.*, 2012; Costa *et al.*, 2006; Glenn *et al.*, 1984). The green weight production of 100 to 435 $g\ m^{-2}$ in this trial is comparable to coastal Beagle Channel crops and furrow irrigation, which produced between 300 and 500 $g\ m^{-2}$ in unprotected tunnel plants in the second culture year (Bianciotto *et al.*, 2017ab). There was an increase in production between the first and third harvest of 50 to 80% in both types of plants. In the case of mature plants (PM), irrigated with the highest flow and in young plants (YP), irrigated with the lowest flow. In general, mature plants have higher productivity in the third season, regardless of the flow of seawater received. The above considering maintaining soil moisture for each plant at field capacity (moist soil) which is a relevant aspect to for a good physiological performance of a plant (Fernández *et al.*, 2010).

The irrigation system used with timer and variable flow drippers (Variflow), with flow rates of 0.7 to 1.5 L/h, showed no obstructions to the water flow by the effect of salt accumulation. Other models using perforated hoses with fixed flow calibrated drippers generate frequent obstructions due to accumulation of salts in low-pressure irrigation and flows below 16 L/h, (Jayakumar *et al.*, 2014). The system also allows flexibility in the number of pots to be watered, allowing to add or remove spikes depending on the number of plants.

To facilitate the design of these small-scale agricultural systems using seawater, a linear mathematical model represented in an abacus for the cultivation of *Salicornia* is proposed. The water regime of each locality of Tierra del Fuego, the size of the pots, the number of plants and the irrigation with the necessary saline water are related, this results are in agree with Piirainen *et al.* (2017), Boscaiu and Vicente (2013) and Izzepi (2011).

In hydroponic cultivation, the optimal dilution of seawater for the best development of *Salicornia* varied

between 11-20 g/L, equivalent to a dilution of 25 - 50% of seawater, which produced the highest plant survival, length and number of shoots. Other works related to the genus *Salicornia* - *Sarcocornia* are defined as an appropriate salinity range of 18 to 35% g/L (Ayala and O'leary, 2003; Davy *et al.*, 2001; Harrouni *et al.*, 2003ab; Costa *et al.*, 2006). In this test, the dilution by rain does not exceed 20% of the total water received by the plants, so the irrigation water had a salinity level of 18-20 g/L regardless of the flow applied.

CONCLUSIONS

The achieved cultivation unit compatible with the production data, allows us to infer that from 36 pots of 3 L·m², it can be considered sufficient for home consumption. From the proposed abacus you can determine the volume of seawater needed in approximately 50-60 L per month, accessible transport in 6 L containers. The system ordered by time of irrigation and variable opening of the dripper reduced their clogging, minimizing the maintenance of the system. The design offers enough flexibility for different productive units.

A better production in green weight is possible to achieve considering an initial development of the seedlings from five to seven months before the definitive transplant.

ACKNOWLEDGEMENTS

This study was financed by the Coordenação de Aperfeiçoamento de Pessoal de Nível Superior -Brasil (CAPES)-Finance Code 001 and the Brazilian Research Agency Fundação de Amparo à Pesquisa do Estado de São Paulo -FAPESP2012/50083-7. We thank also the National Council for Scientific and Technological Development (CNPq) for their granting of scholarships to students of this work.

REFERENCES

- Arce, M. E., Bianciotto, O., Stronati, M.S., Yepes M.S., Blessio, A. and Aras, F.M. 2016. Agriculture and sheep production on Patagonian Sabkas with *Sarcocornia neei*, irrigated with sea water (Chubut - Argentina). *Sabkha Ecosystems*: V: 275-285.
- Aarland, Rayn, Osvaldo, Castellanos-Hernandez, Araceli, Rodriguez-Sahagun, Gustavo Acevedo-Hernandez. 2020. Efecto del estrés salino sobre la morfología y fitoquímica de orégano mexicano (*Lippia graveolens* Kunth) cultivado in vitro. *Biotecnia* Vol. 22 (3). DOI: <https://doi.org/10.18633/biotecnia.v22i3.1223>.
- Ayala, E and O'leary L.W. 2003. Growth and physiology of *Salicornia bigelovii* (Torr.) at sub-optimal salinity. *Int: J Plant Sci* (1995); 156:197-205. In: H. Lieth (ed.), *Cash Crop Halophytes: Recent Studies*, (pp. 121-124). Task for Vegetation Science - 38. (pp. 59-70). © 2003 Springer Science+Business Media. Dordrecht. Kluwer Academic. (ISBN 978-90-481-6256-7).
- Beltrán-Burboa, C. E., Arce M. E., Bianciotto O., López Ahumada G. A., Vargas J. M., Hernández-Montiel L. G., Reyes-Pérez J. J., Nieto-Garibay A., Ruiz-Espinoza F. I., Ayala Alvarez F., Cisneros Almazán R., Wong Corral F. J., Borboa Flores J. and Rueda-Puente E. O. 2017. *Salicornia bigelovii* (Torr): Un sistema modelo para incorporarse como cultivo agrícola en zonas árido-desérticos. *Biotecnia - Revista de Ciencias Biológicas y de la Salud* recuperado de: <http://biotecnia.unison.mx>. Vol. XIX(E3): 46-50. Sonora - México.
- Bianciotto, O., A. Blessio, L. Pinedo and Gea P. 2004. Efectos ambientales sobre el potencial forrajero y evaluación de la aptitud para la alimentación ganadera y humana, de una comunidad de *Salicornia* y *Puccinellia* en marismas de Tierra del Fuego. Informe final Consejo Federal de Inversiones (CFI) 400 pp.
- Bianciotto, O. 2006. "Los ambientes Naturales de la Estepa Fueguina". Editorial Dunken, Buenos Aires. 200 pp.
- Bianciotto, O., A. Blessio, L. Pinedo and Amin O. 2008. Agricultura con agua de mar en plantas nativas de tierra del Fuego. Informe final Proyectos Federales de Innovación productiva N° 8. 71 pp. Biblioteca CADIC- CONICET Ushuaia. PDF
- Bianciotto, O., Blessio, A. and Vater, G. 2014. Sección Agricultura con Agua de Mar: El Cultivo de Halófitas Nativas *Salicornia ambigua* Michx. (*Sarcocornia magellanica* Alfonso and Castro) y algunas hortalizas: In Vater G., Bianciotto O., Blessio A.; "Innovaciones Frutihortícolas en Regiones Australes: Invernaderos y Cultivos con Agua de Mar". Editorial Fueguina. Ushuaia 109-171
- Bianciotto, O., Alicia, Y., Blessio and Rueda-Puente, E. O. 2016. *Sarcocornia magellanica* (Phil.) M. A. Alonso and M. B. Crespo: an halophyte native of Tierra del Fuego (Argentina) irrigated with sea water for human consumption and sheep meat production. in *Sabka Ecosystem Vol. V: The Americas* (Ed.) M. Ajmal Khan , Benno Boër, Munir Sturk, Miguel Clüsener-Godt, Bilquees Gul, Siegm W. Breckler. Vol. 48: 225-236. in *Sabka Ecosystem Vol. V: The Americas* (Ed.) M. Ajmal Khan , Benno Boër, Munir Sturk, Miguel Clüsener-Godt, Bilquees Gul, Siegm W. Breckler. Springer. Vol. 48. ISBN 978-3-319-27091-3.
- Bianciotto, O. Aras F. Blessio, A. Arce, M. and Robledo, A. 2017a. *Sarcocornia magellanica* y *S. neei*. Primeras hortalizas patagónicas para consumo humano y producción de carne ovina diferenciada. Presentado en la Semana de las Ciencias - CONICET - UNTDF.
- Bianciotto, O. Aras, F. Blessio, A. Arce, M. and Robledo, A. 2017b. *Sarcocornia magellanica* y *S. neei*. Primeras hortalizas patagónicas para consumo humano y producción de carne ovina diferenciada. Informe final del proyecto CIUNPAT: *Sarcocornia* spp. para alimentación humana y producción de carne ovina en Patagonia. UNTDF - UNPSJB.
- Boscaiu, M. and Vicente, O. 2013. Halophytic crops for a salinising world. *Bulletin UASVM Horticulture*, 70 (1):1-9. Print ISSN 1843-5254; Electronic ISSN 1843-5394.
- Costa, Csb, Bonilla, Oh, Gesteira, Tvc, Pereira, Já, Sousa De, Fym, Leite, Ms, Carvalho, Cc, Andrade, Fj and Augusto-Ruiz, W. 2006. Producao de biomasa da halófito *Salicornia gaudichaudiana* irrigada com efluente de viveiro do camarão *Lipopenaeus vannamaeino* litoral do Ceara. Resumos expandidos do I Simposio sobre Biomass Costeiros e Marinhas, Salvador, Bahia.
- Davy, A. J., Bishop, G. F. M. and Costa, C. B. 2001. *Salicornia* L. (*Salicornia pusilla* J. Woods, *S. europea* L., *S. obscura* P.W. Ball and Tutin, *S. nitens* P.W. Ball and Tutin, *S. fragilis* P.W. Ball and Tutin, and *S. dolichostachya* Moos.). *Journal Ecology* 89, 681-707.

- Feng, L.T., Ji, Bin and Su, Bin. 2013. Economic value and exploiting approaches of sea asparagus, a seawater-irrigated vegetable. *Agricultural Sciences* 4: 40-44. Recuperado de: <http://dx.doi.org/10.4236/as.2013.49081>
- Gleen, E.P. and O'leary. 1984. Relationship between salt accumulation and water content of dicotyledonous halophytes. *Plant. Cell Environ*; 7:253-61.
- Glenn, E. P., J. Brown, J. and O'leary J. W. 1998. Irrigating Crops with Seawater. *Scientific American Inc.* 76-81.
- Hasna, E., Karim, B.H., Iker, H., Jana, C.M., Chedly Abdelly, Sergi Munne-Bosch. 2014. A comparative study of the early osmotic, ionic, redox and hormonal signaling response in leaves and roots of two halophytes and a glycophyte to salinity. *Planta* 240:1299-1317. DOI 10.1007/s00425-014-2154-7
- Harrouni, M.C., Daoud S. and Koyro H-W. 2003a. Effect of seawater irrigation on biomass Production and ion composition of seven halophytic species in Morocco. En: H. Lieth and Marina Mochtchenko (Ed.). *Cash Crop Halophytes: Recent Studies. Task for Vegetation Science*, 38 :59-70.
- Harrouni, M.C., Daoud S. and Koyro H-W. Lieth H. and Mochtchenko M. (Ed.) 2003b. Salinity tolerance of *Beta vulgaris* ssp. *maritima*. Part I. Biomass production and osmotic adjustment. En: *Cash Crop Halophytes: Recent Studies*, 41-49.
- Jayakumar, B., Rodrigo-Moreno, A. and Sergey, S. 2014. ROS homeostasis in halophytes in the context of salinity stress tolerance. *Journal of Experimental Botany* doi:10.1093/jxb/ert430
- López, A.J. González M.J. Lizárraga J.R., Díaz V.L. and Armenta, J.O. 2013. Temperatura del agua y su efecto en el funcionamiento hidráulico de cuatro modelos de goteros. *Revista de Ciencias Agrícolas*, 94 - 108. ISSN Impreso 0120-0135
- Lieth, H. and Mochtchenko, M. (Ed.) 2003. *Cash Crop Halophytes: Recent Studies ten years after the Al Ain Meeting*. Springer – Science+Business Media, B.V. (ISBN 978-90-481-6256-7)
- López, P.A., Escárcega-Bobadilla, M., Mondragón-Camarillo, L., Hayano-Kanashiro, C., Varela-Romero, A., Vílchez-Vargas, A. y Kadiya, C.A. 2020. Evaluación del ciclo del nitrógeno en un suelo agrícola perturbado con compuestos Sal-fen de níquel y zinc. *Biotecnia* Vol. 22 (3). DOI: <https://doi.org/10.18633/biotecnia.v22i3.1134>
- Kong, Y. and Zheng Y. 2014. Potential of Producing *Salicornia bigelovii* Hydroponically as a Vegetable at Moderate NaCl Salinity. *Hortsciencie* 49(9):1154-1157
- Koyro, H. and Werner, L. 2003. Study of potential cash crop halophytes by a quick check system. In: H. Lieth (ed.), *Cash Crop Halophytes: Recent Studies* (121-124) Task for Vegetation Science – 38: 59-70.
- Izzeppi, M. E. 2011. Efeitos da densidade de plantio na sobrevivência, desenvolvimento e produção de biomassa da halófita *Sarcocornia ambigua* (MICHX.) Alonso and Crespo. Teses de graduação em maestria em aquicultura Univ. Fed. O Rio Grande – FURG (R. Grande do Sul – Brasil).
- Piirainen, M. Liebisch, O. and Kadereit, G. 2017. Phylogeny, Biogeography, systematics and taxonomy of *Salicornioideae* (Amaranthaceae / Chenopodiaceae) – A cosmopolitan, highly specialized halophyte lineage dating back to the Oligocene. *Taxon* 66(1): 24-34
- Fernández, G.R., Ruela, M. Ma., Milla, M.M., García, B.J. and Oyonarte, G. 2010. Manual de riego para agricultores. Módulo 4. Riego Localizado. Autores: Serie (Agricultura: formación). 231p. I.S.B.N: 84-8474-135-4
- Rebolloza, Hernández H., Cervantes, A. Y., Broa, R.E., Bahena, D. G. and Olvera, V. 2020. Fenotipo y selección de líneas S1 segregantes de maíz tolerantes a estrés hídrico. *Biotecnia* 22 (3). DOI: <https://doi.org/10.18633/biotecnia.v22i3.1130>
- Rueda, P.E., López, E. J. and Huez López M. A. 2012. Las Halófitas en la Agricultura de Zonas Áridas. Editorial Academia Española, 14 pp.
- Salazar, M., Mendes, S. Lopes, M. Diogo, A. Santos, E. Pacheco, J. and Marques, D. 2014. Growing *Salicornia* for human consumption, in Natural Reserve RNSCMVRS. 2014. Algarve, Portugal. Putting halophytes to work from genes to Ecosystems cost action FAO 901. Final meeting Coimbra I Portugal. 9th and 10 h. Abril (Book of Abstracts)
- Ventura, Y. Wuddineh, W.A., Myrzabayeva, M. Alikulov, Z.; Khozin-Golberg, I. Shpigel, M. Samocha, T. M. and Sagi, M. 2011. Effects of seawater concentration on the productivity and nutritional value of annual *Salicornia* and perennial *Sarcocornia* halophytes as leafy vegetable crops. *Scientia Horticulturae* 128: 189-196. Doi:10.1016/j.scienta.2011.02.001.